



PUSAT PERBUKUAN
Departemen Pendidikan Nasional



English in Focus

for Grade VIII
Junior High School (SMP/MTs)

Artono Wardiman
Masduki B. Jahur
M. Sukirman Djusma

Do Not Litter



2



PUSAT PERBUKUAN
Departemen Pendidikan Nasional

English in Focus

for Grade VIII
Junior High School (SMP/MTs)

Artono Wardiman
Masduki B. Jahur
M. Sukirman Djusma

2

Hak Cipta pada Departemen Pendidikan Nasional
Dilindungi Undang-undang

English in Focus
for Grade VIII
Junior High School (SMP/MTs)

Writers : Artono Wardiman
Masduki B. Jahur
M. Sukirman Djusma
Editors : Editor Team of Setia Purna Inves
Layouters : Layouter Team of Setia Purna Inves
Illustrator : Illustrator Team of Setia Purna Inves
Cover Designer : Designer Team of Setia Purna Inves
Cover Photos : Documentation of Setia Purna Inves
Book Size : 17.6 × 25 cm

420.07
WAR WARDIMAN, Artono
e English in Focus 2 : for Grade VIII Junior High School (SMP/MTs)/
Artono Wardiman, Masduki B. Jahur, dan M. Sukirman Djusma; --Ed 1.
--Jakarta: Pusat Perbukuan, Departemen Pendidikan Nasional, 2008.
viii, 176 hlm.: ilus.; 25 cm.
Bibliografi: hlm. 160
Indeks
ISBN 979-462-971-5
1. Bahasa Inggris-Studi dan Pengajaran I. Judul
II. Jahur, Masduki B. III. Djusma, M. Sukirman

Diterbitkan oleh Pusat Perbukuan
Departemen Pendidikan Nasional
Tahun 2008

Diperbanyak oleh ...

Kata Sambutan

Puji syukur kami panjatkan ke hadirat Allah SWT, berkat rahmat dan karunia-Nya, Pemerintah, dalam hal ini, Departemen Pendidikan Nasional, pada tahun 2008, telah membeli hak cipta buku teks pelajaran ini dari penulis/penerbit untuk disebarluaskan kepada masyarakat melalui website Jaringan Pendidikan Nasional.

Buku teks pelajaran ini telah dinilai oleh Badan Standar Nasional Pendidikan dan telah ditetapkan sebagai buku teks pelajaran yang memenuhi syarat kelayakan untuk digunakan dalam proses pembelajaran melalui Peraturan Menteri Pendidikan Nasional Nomor 34 Tahun 2008.

Kami menyampaikan penghargaan yang setinggi-tingginya kepada para penulis/penerbit yang telah berkenan mengalihkan hak cipta karyanya kepada Departemen Pendidikan Nasional untuk digunakan secara luas oleh siswa dan guru di seluruh Indonesia.

Buku-buku teks pelajaran yang telah dialihkan hak ciptanya kepada Departemen Pendidikan Nasional ini, dapat diunduh (down load), digandakan, dicetak, dialihmediakan, atau difotokopi oleh masyarakat. Namun, untuk penggandaan yang bersifat komersial harga penjualannya harus memenuhi ketentuan yang ditetapkan oleh Pemerintah. Diharapkan bahwa buku teks pelajaran ini akan lebih mudah diakses sehingga siswa dan guru di seluruh Indonesia maupun sekolah Indonesia yang berada di luar negeri dapat memanfaatkan sumber belajar ini.

Kami berharap, semua pihak dapat mendukung kebijakan ini. kepada para siswa kami ucapkan selamat belajar dan manfaatkanlah buku ini sebaik-baiknya. Kami menyadari bahwa buku ini masih perlu ditingkatkan mutunya. Oleh karena itu, saran dan kritik sangat kami harapkan.

Jakarta, Juli 2008

Kepala Pusat Perbukuan

Preface

English in Focus for Grade IX is one of a three-level English textbooks for you, young learners in junior high school (SMP/MTs). The necessity of English as one of the foreign languages studied in Indonesian schools, brings this book forward.

The writers have made an effort to develop your ability in English use through this book. The content of the book is integrated in the four language skills, i.e. listening, speaking, reading and writing. It aims to build your language, discourse, sociocultural and strategic competence. All the components help you understand English and use it as the media of communication.

This book also presents theories as well as activities that are closely familiar to the students. The activities will explore your creativity and encourage you to use your language skills in English.

Last but not least, the writers are very grateful to all people who have helped and given their input, support and encouragement.


We also would like to appreciate PT Setia Purna Inves and the editorial team that give the support and contribution so that the books can be used by the young learners in junior high school (SMP/MTs).

Hopefully, this book will help you learn English in communicative way.

Bandung, July 2008

Writers

Guide to Read This Book



1. **Chapter Title**
displays the title theme of every chapter.
2. **Materials You're Going to Learn in This Chapter**
mentions main subjects in every chapter.
3. **Log On**
enriches your knowledge. It materials has taken from the internet in order to enhance your ability.
4. **New Horizon**
enriches you with knowledge related to the learning material.
5. **Enrich Your Knowledge**
relates to the theme of the chapter.
6. **Follow Up Activity**
gives you an activity to practice some materials that you have studied.
7. **Grammar Stage**
explains grammar which is learned in every chapter.
8. **Learning Essential**
describes the primary subject of the chapter.
9. **Learning Review**
brings to you in the form of questions that reminds you of some learning materials.
10. **UN Challenge**
challenges you some problems to solve that are taken from *Ujian Nasional*.
11. **Exercise of Chapters**
recycles learning materials from the preceding chapters.
12. **Final Evaluation**
reminds you of the materials in each chapter.
13. **Bibliography**
shows you the resources for this book.
14. **Photo Credits**
shows you the resources of pictures.
15. **Glossary**
consists list of vocabulary to enrich vocabulary.
16. **Index**
helps you find grammar, expressions, and author of each chapter.

Chapter Contents Chart

<i>Kata Sambutan</i>	iii
Preface	iv
Guide to Read This Book	v
Chapter 1 My Favourite Animals and Plants	1
Listening	2
• Listening to the expressions for admitting and denying a fact	2
• Listening to the expressions for asking giving and rejecting a help	3
• Listening to a descriptive text	4
Speaking	8
• Asking, giving, and rejecting help	11
• Admitting and denying a fact	11
• Responding to a descriptive text	13
Reading	15
• Reading a descriptive text	16
• Reading a short functional text in the form of signs	18
Writing	19
• Writing a descriptive text	21
• Writing a short functional text in the form of memo	23
Learning Essential	26
Learning Review	26
Chapter 2 It's Time for Holidays	27
Listening	28
• Listening to the expressions for asking, giving, and rejecting items	28
• Listening to the expressions for asking and giving opinions	28
• Listening to the expressions for agreement and disagreement	28
• Listening to a descriptive text	31
• Listening to a short functional text in the form of leaflets	33
Speaking	34
• Asking, giving, and rejecting items	35
• Asking and giving opinions	35
• Expressing agreement and disagreement	35
• Responding to a descriptive text	37
• Responding to a short functional text in the form of notes	37
Reading	38
• Reading a descriptive text	39
• Reading a short functional text in the form of notices	41
Writing	42
• Writing a descriptive text	44
• Writing a short functional text in the form of postcard	44
Learning Essential	46
Learning Review	46

Chapter 3 Growing Up	47
Listening	48
• Listening to the expressions for accepting, and declining an invitation	48
• Listening to the expressions for congratulations	48
• Listening to the expressions for compliment	49
• Listening to a recount text	50
• Listening to a short functional text in the form of advertisement	52
Speaking	53
• Accepting and declining an invitation	54
• Congratulations and Compliment	54
• Responding to a monologue in the form of recount text	56
• Responding to a short functional text in the form of announcement	57
Reading	59
• Reading a recount text	60
• Reading a short functional text of school's regulation	64
Writing	65
• Writing a recount text	66
• Writing a short functional text in the form of timetable	67
Learning Essential	70
Learning Review	70
Exercise of Chapters 1-3	71
Chapter 4 A Friend in Need Is a Friend Indeed	75
Listening	76
• Listening to the expressions for asking, giving, and declining opinions	76
• Listening to the expressions for asking, offering, giving, and rejecting things or something	78
• Listening to a narrative text	79
Speaking	81
• Asking, giving, and declining opinions	83
• Asking and giving agreement	85
• Asking, giving, and rejecting help	86
• Asking, offering, giving, and rejecting an item	86
• Responding to a statement	87
• Responding to a narrative text	88
• Responding to a short functional text in the form of brochure	89
Reading	91
• Reading aloud a narrative text	92
• Identifying characteristics of a narrative text	92
Writing	96
• Writing a narrative text	98
• Writing characteristics of a narrative text	98
Learning Essential	102
Learning Review	102

Chapter 5 Personal Experience	103
Listening	104
• Listening to the expressions for starting, extending, and ending a conversation on the phone	104
• Listening to the expressions for giving attention to the speaker	104
• Listening to a recount text	106
• Listening to a short functional text in the form of diary	107
Speaking	109
• Responding to a recount text	111
• Starting, extending, and ending a conversation on the phone	112
• Giving attention to the speaker	112
Reading	114
• Reading aloud a recount text	115
• Identifying characteristic of a recount text	116
Writing	119
• Writing a recount text	121
• Writing a short functional text in the form of letter	122
Learning Essential	124
Learning Review	124
Chapter 6 Share Your Story	125
Listening	126
• Listening to the expressions for asking, giving, and denying information	126
• Listening to the expressions for starting, extending, and ending a conversation... ..	126
• Listening to the narrative texts	127
Speaking	129
• Asking, giving, and denying information	130
• Starting, extending, and ending a conversation	133
• Responding to narrative monologue	134
• Retelling stories	134
Reading	135
• Reading narrative texts	135
• Identifying characteristics of narrative texts	136
• Reading an advertisement	138
Writing	140
• Writing a narrative text	143
• Writing a short functional text in the form of weather chart	144
Learning Essential	148
Learning Review	148
Exercise of Chapters 4-6	149
Final Evaluation	153
Bibliography	160
Photo Credits	161
Glossary	163
Index	167
Listening Script	169
Answer Key	172

Chapter

1



Source: Publisher's Documentation

My Favourite Animals and Plants

Materials You Are Going to Learn in This Chapter

Listening

- Listening to the expressions for admitting and denying a fact
- Listening to the expressions for asking, giving, and rejecting a help
- Listening to a descriptive text

Speaking

- Asking, giving, and rejecting help
- Admitting and denying a fact
- Responding to a descriptive text

Reading

- Reading a descriptive text
- Reading a short functional text in the form of signs

Writing

- Writing a descriptive text
- Writing a short functional text in the form of memo

Listening

In this section, you will learn how to:

- listen to the expressions for admitting and denying a fact;
- listen to the expressions for asking, giving, and rejecting help;
- listen to a descriptive text.

After learning the lesson in this section, you are expected to be able to:

- identify and respond to expressions for admitting and denying a fact;
- identify and respond to expressions for asking, giving, and rejecting a help;
- identify and respond to expressions for describing about animals and plants;
- identify and give responses to a descriptive text.

Practice

1

Answer the following questions.

1. Do you have any plants at home?
2. If yes, what kind of plants do you have?
3. How do you take care of plants?

Practice

2

While listening, complete the dialogue.

Father : Rian, don't ¹_____ to water the plants. They will die if you do not ²_____ them ³_____ a day.

Rian : Okay, Dad. I won't forget.

The next day, Rian forgets to water the plants. Then two days later...

Father : Rian, the plants are ⁴_____. I've told you to water them. Did you water them yesterday?

Rian : Ummm.... Yes, I did.

Father : But, why are the plants dead now? Don't ⁵_____ to me.

Rian : I don't lie, Dad.

Father : Lying is a bad habit, isn't it? Now ⁶_____ me. Did you water the plants yesterday?

Rian : Actually.... I forgot, Dad.

Father : So you didn't water the plants.

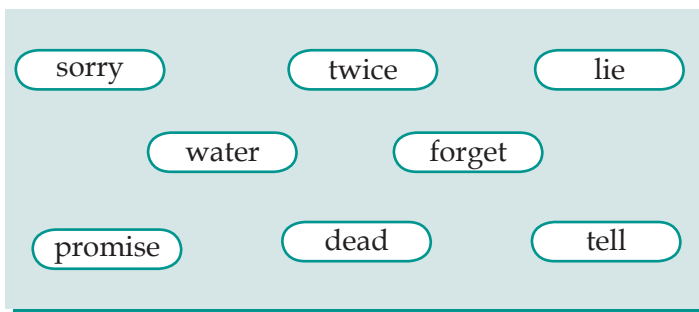
Rian : No, I didn't. I'm ⁷_____. I ⁸_____ I won't forget next time.

Father : Promise me you won't lie next time.

Rian : I promise.

Practice 3

Work with your partner. Check the words that you fill in the Practice 2 by looking through the box below.



Practice 4

Look at the dialogue in Practice 2. You are going to listen to the dialogue again. Check your answers.

Practice 5

Answer the following questions.

1. Do you like flowers?
2. If yes, what is your favourite one?
3. Can you state five kinds of flower?

Practice 6

Listen to your teacher reading the following dialogue.

Andi is visiting his classmate Nila. At this time, Nila is in the backyard of her house.

Andi : Hi, Nila.

Nila : Hi, Andi.

Andi : What are you doing?

Nila : Well. I'm planting a rose now. Can you help me get the flower pot over there, please?

Andi : Yes, of course.

Andi takes the flower pot and gives it to Nila.

Andi : Here you are.

Nila : Thank you, Andi.

Andi : You're welcome. These flowers are beautiful. Are they all yours?

Nila : Yes. My mother bought them for me.

Andi : Oh, I see. By the way, would you like me to water the flowers?

Nila : No, thanks. You don't have to.

Practice 7

Work with your partner. Answer the following questions based on the dialogue.

1. What flower is being planted by Nila?
2. Do all of the flowers belong to Nila?
3. What does Nila ask Andi to do?

Practice 8

Look again at the dialogue in Practice 6, and then answer the following questions.

1. Which sentence in the dialogue indicates a request?
2. Can you give other expressions a request? State them!

Practice 9

Look at the picture. Then, answer the following questions.



Source: CD Images

1. What kind of flower is it?
2. What is the color of the flower?
3. Does it smell good?

Practice 10

Listen to the text from the tape. Then, complete the text.

There are ¹_____ growing in my garden. I like them very much. The flowers are ²_____ but there are lots of them. The ³_____ is ⁴_____ just like ⁵_____. My favorite thing about flowers is the smell. Jasmine ⁶_____ very good.

Follow-up Activity

Plant a flower in front of your house. Before deciding what kind of flower you will plant, you should find out how to take care of it. Observe the growth of the flower. After several days or weeks, compare its growth with your friend's flowers.

Practice 11

New Horizon


Why do Cats Meow?

Cats have 4 different meanings for "meow". If you listen carefully, you can hear that each meow is different.

- I'm hungry!
- I want to go out!
- Help!
- I want attention!

Source: www.breeders-choice.com

Answer the following questions.



Source: CD Images

1. Do you have a pet?
2. What kind of pet do you have?
3. What kind of food do you give to your pet?
4. What does your pet like to do?
5. Describe your pet.

Practice 12

Listen to your teacher reading the following text carefully. Then, find the meanings of the underlined words in Indonesian. Use your dictionary if necessary.

I Have a Cat

Spot is a regular house cat. He is an adorable cat. He has orange fur with white and black spots. I like to cuddle him because his fur feels soft. Every morning I give Spot milk. Spot does not like rice, so I give him cat food. Spot is an active animal. He likes to run around the house. He likes to chase everyone in my house. When he feels tired or sleepy, Spot usually sleeps on the sofa in the living room or sometimes under the table.

Pronounce It!

1. pet : /pet/
2. spot : /spɒt/
3. cuddle : /'kʌdl/
4. soft : /sɒft/
5. fur : /fɜ:/
6. chase : /tʃeɪs/
7. tired : /'taɪəd/
8. sleepy : /sli:pi/

Practice 13

Answer the following questions based on the text in Practice 12.

1. What kind of animal is Spot?
2. What does Spot look like?
3. What is Spot's fur like?
4. What food does Spot have every morning?
5. What kind of food does Spot like?
6. What does Spot like to do?
7. Where does Spot usually sleep?

Practice 14

Decide whether the following statements are true (T) or false (F) based on the text.

1. Spot is a dog.
2. Spot lives inside house.
3. Spot is an adorable animal.
4. Spot's fur is white with black and orange spots.
5. Spot likes to drink water every morning.
6. Spot likes to eat cat food.
7. Spot doesn't like to move around.
8. When Spot is tired or sleepy, he likes to sleep under the chair.

Practice 15

Match the words with their antonyms.

Words	Antonyms
1. pet animal /pet 'æniml/	a. passive /'pæsɪv/
2. regular /'regjʊlə(r)/	b. wild animal /waɪld 'æniml/
3. fat /fæt/	c. thin /θɪn/
4. soft /sɒft/	d. hard /hɑ:d/
5. active /'æktɪv/	e. irregular /ɪ'regjʊlə(r)/

Practice 16

Choose the appropriate words to complete these sentences.

1. I feel very (sleepy/active). I think I have to lie down.
2. You have to take care of your (pet/wild animal).
3. My pet likes to eat so it is very (thin/fat).
4. The carpet in my bedroom is very (soft/rough). So, it makes me comfortable.
5. The dog (walk/runs) to chase the cat.
6. My fat cat is not an (active/passive) animal.
7. There is nothing special about my pet. It is a (regular/irregular) house cat.

Practice 17

Pay attention to the pictures and listen to the notes form the tape.

Watermelon

- 1 _____
- Colors are red or yellow
- Flesh is soft, juicy, and sweet
- 2 _____
- Can be found locally



Source: CD Image

Green Apple

- Small and round
- 3 _____
- Flesh is crunchy and sour
- 4 _____
- Has to be imported from other countries
- Known as Malang Apple



Source: CD Image

Practice 18

Fill in the blanks below with the information given in Practice 17.

	Watermelon	Green apple
Source	1 _____	imported
Size	big	2 _____
Price	3 _____	expensive
Flesh	soft	4 _____
Taste	5 _____	sour

Speaking

In this section, you will learn how to:

- use the expressions for asking, giving, and rejecting a help;
- use the expressions for admitting and denying a fact;
- retell a descriptive text.

After learning the lesson in this section, you are expected to be able to:

- practise how to ask, give, respond and reject help;
- practise how to admit and deny a fact;
- practise how to retell a descriptive text.

Practice 1


Complete the dialogue with suitable adjectives provided in the box. Then practise with your friend.

What does a giraffe look like?

Hmm. It's ¹ _____ with ² _____ spots and it's very ³ _____ you know.

How about its legs?

The legs are very ⁴ _____ and ⁵ _____.



What does a Rafflesia look like?

Let me see, it's a very ⁶ _____ flower. The colors are ⁷ _____ and ⁸ _____.



Anything else?

Yeah, the smell. It smells pretty ⁹ _____.

black red long
tall pale brown bad
big yellow strong

Practice 2

Answer the following questions orally.

1. Your friend wants you to describe your pet. How do you describe it?
2. Your friend doesn't know about the jasmine flower. She wants you to describe it. How do you describe it?
3. What do you usually say to describe things?

Practice 3

Role play
Act the following dialogue with your friend.

Rudy : Hi, Dedy. How are you today?
Dedy : Hi, Rudy. Fine, and a bit excited.
Rudy : Are you? Excited about what?
Dedy : Well, my pet cat has had kittens. They're cute, small, and very adorable. Oh you should have seen them.
Rudy : Sure, I'd love to!

Practice 4

Study the following expressions.



Source: CD Image

It is a cat. It is very cute and cuddly. It has white and black fur. Its tail is long with white stripes.

Practice 5

Describe these things orally.



The king of the jungle. Tigers are strong swimmers.



It has a train of dazzling feathers.



The Komodo monitor from Komodo Island



An ancient animal with huge size

Source: CD Image

Practice 6

New

Horizon

Rafflesia, (or stinging corpe lily) any of group of parasitic plants without stems, native to Malaysia, Indonesia, and Thailand. There are 14 species, several of which are endangered by the destruction of the forests where they grow. The fruits is used locally for medicine. The largest flowers in the world are produced by *R. arnoldiana*. About 1 m or 3 ft across, they exude a small or rotting flies to pollinate them.

Source: *The Hutchinson Encyclopedia*, 2001

Role play

Read the following dialogues. Fill in the blanks. Then, act them with your friends.

Dialogue 1

- Nina : Niko, can you do me a favour, please?
Niko : Of course, what can I do for you?
Nina : Would you be so kind as to take care of my cat. I'm going to Bogor tomorrow to visit my uncle, he is sick. I'll be there for about two days.
Niko : I'd be very happy to take care of your cat. I love cats.
Nina : Great. Thanks.
Niko : Should I bathe it?
Nina : No, it's not necessary.

Dialogue 2

Baron and Jaja are visiting the Bogor Botanical Garden. Jaja wants to see the Rafflesia flower.

- Jaja : I've never seen a Rafflesia flower.
Baron : You'll be surprised when you see it?
Jaja : Why? Is it beautiful?
Baron : 1 _____.
Jaja : Does it smell good!
Baron : Yes, it smells very good.
Jaja : I can't wait to see it.

After a few minutes, they arrive at the Rafflesia flower place.

- Jaja : 2 _____?
Baron : What smell? I don't smell anything. Anyway, that is the Rafflesia flower. (pointing at the Rafflesia flower)
Jaja : Wow, it is beautiful.
Baron : Just like I said, right?
Jaja : Yes. But I still smell something. The smell is stronger now. I wonder Ron, you said a Rafflesia flower smells good, didn't you?
Baron : 3 _____.
Jaja : Yes, you did. You lied to me. This flower doesn't smell good at all. It smells very bad.
Baron : Yes, it does. I lied to you.
Jaja : Now you admit it.
Baron : 4 _____. I was just trying to give you a surprise for you.

Practice 7

Work with your partner to answer the questions.

1. What is Nina asking Niko to do?
2. Where will Nina go tomorrow?
3. Why is Nina going there?
4. What kind of flower do Baron and Jaja want to see?
5. Has Jaja seen that kind of flower before?
6. Does the flower smell good?

Speech Act

To ask for someone's help, you could use these expressions:

- Can you help me, ...?
- Please, help me.
- Can you do me a favour, please?
- Would you be so kind as to ...?

To give help to someone, you could use these expressions:

- Let me give you a hand.
- Here, I'll do it for you.
- May I help you with ..., Sir/Ma'am?

To reject someone's help, you could use these expressions:

- No, it's not necessary.
- Thank you for offering, but

To admit a fact, you could use these expressions:

- Yes, I admit it.
- Yes, I did
- Yes, it's true.

To deny a fact, you could use these expressions:

- I'm not lying, Dad. (actually you lie).
- No, I didn't say that. (actually you said it).
- The flower smells good. (actually the flower smells bad)

Informal — []
Formal
(to older people or
a stranger) — []

Informal — []
Formal
(to older people or
a stranger) — []

Practice 8

Go outside the classroom and find some animals or plants. Make descriptions about them. Then, read them in front of the class.

Practice 9

Before you read the following text, answer the questions.

1. Do you like gardening?
2. Do you have a garden in your yard?
3. Mention one famous garden in your country.

Practice 10

Read the following text.

Mr Warsidi has a garden in his yard, and he likes to work there. He says it is fun. Today he is planting flowers in the garden. There is also an old mango tree in the yard. He always cut the leaves and the branches in taking care of it. He said that the flowers must get more sun. Mr Warsidi often involves his children to take care together of the garden. So they will understand how to take care their environment. Many people tell Mr Warsidi how beautiful his garden is.


Practice 11

Work with your partner to answer the following questions based on the text.

1. What is Mr Warsidi's hobby?
2. What is he planting in the garden today?
3. What tree does he always cut its leaves and branches?
4. Why does he always cut them?
5. What do many people think about his garden?

Practice 12

Role play
Describe these things orally.



Source: *The World Book Encyclopedia*, 2007

A Rafflesia flower at the Bogor Botanical Garden.



Source: *CD Images*

A rose in your garden.



Source: *Microsoft Encarta Library Reference*, 2008

An orchid in your garden.



Source: *Microsoft Encarta Library Reference*, 2008

A lotus in your pond.

Grammar Stage

Simple Present Tense: Regular Verbs.

Study the following examples:

- The bird flies easily.
- I like peacocks very much.
- The simple present tense is used to describe regular actions or things that are generally true.
- For third person singular (he/she/it + verb), add *-s/-es* to the base form of most verbs.

Examples:

1. Add *-es* to the base form if the verb ends in *-s*, *-sh*, *-ch*, or *-x* and for the verbs *go* and *do*.

do → does miss → misses fix → fixes

go → goes watch → watches

2. Change *-y* into *-i* and then add *-es* if the base form ends in consonant *-y*.

study → studies try → tries

But do not change *-y* to *-i* if the base form ends in *-ay*, *-ey*, *-oy*, *-uy*.

stay → stays deploy → deploys

obey → obeys buy → buys

- We use *do/does* to make question and negative sentences.

Simple Present Tense: Be and Have

Note

Be and *have* are irregular in the simple present tense.

Singular	Be
I	am
you	are
he/she/it	is

Singular	Have
I	have
you	have
he/she/it	has

Plural	Be
we/you/they	are

Plural	Have
we/you/they	have

Study the following examples:

- The color of the feather *is* light brown.
- Birds *are* beautiful.
- A sea eagle *has* a strong and sharp yellowish beak.
- Eagles *have* many sizes, shapes, and colors.

Reading

In this section, you will learn how to:

- read a descriptive text;
- read a short functional text in the form of sign.

After learning the lesson in this section, you are expected to be able to:

- read and understand a descriptive text correctly;
- read and understand a short functional text in the form of sign.

Practice 1

Before you read the text, answer the following questions.

Log On

Check these web sites to get information about animal, plant, or natural life:

www.wwf.or.id
www.panda.org



Source: CD Image

1. What is in the picture?
2. Is it a tropical bird?
3. What is the shape of its beak?
4. Can this kind of bird be trained to imitate human speech?
5. What is special about this bird?

Practice 2

Read the following dialogue.

Restu and Roni are in a zoo, looking at some birds in the cages.

Roni : What's so special about birds? Tell me about them.

Restu : Of course, most birds can fly.

Roni : Do you know birds that can't fly?

Restu : Hmm, ostriches, emus, and the bird from Papua ... what's its name?

Roni : Oh, cassowary, right?

Restu : Yeah, that's right. Why are you asking? Do you like birds too?

Roni : Sure, birds are beautiful. I like peacocks very much.

Restu : Peacocks? With their fanlike tails, right? I like them too.

Practice 3

Read the text carefully.

introduction

There is an eagle nesting on the tree top near my grandparent's house in Pangandaran. It was a sea eagle.

The color of its feathers is light brown. It has a strong and sharp yellowish beak. Its claws are very sharp. It hunts for fish in the sea but sometimes it hunts chickens and small birds.



Source: CD Image

description

Eagles have many sizes, shapes, and colors, but the sea eagle is easy to recognise because it has a strong a streamlined, sharp beak and a stream-line body.

Its forelimbs (or arms) serve as wings. This means that they are of little use for anything except flying. It walks on two legs and has a very flexible neck and strong beak to handle foods, to care for its feathers, and for many other jobs that non-flying animals do with paws, claws, or hands on their forelimbs.

New

Horizon

Cockatoos



Cockatoos are extremely affectionate, their feathers are very soft. They are real intelligent and very inquisitive birds! Cockatoos love to show off and make comical displays with outspread wings, head bobbing, dancing and loud calls. They are very active and curious about their environment.

The term "cockatoo" is a Malaysian word thought to have possibly two meanings, "pincher" or "old father".

Source: www.indoforum.org

Note

Characteristics of Descriptive Text

- A *descriptive text* is a text that describes the features of someone, something, or a certain place.
- *Introduction* is the part of the paragraph that introduces the character.
Example : *Paragraph 1 in Sea Eagle text.*
- *Description* is the part of the paragraph that describes the character.
Example : *The color of its feathers is light brown. It has a strong and sharp yellowish beak.*

Practice 4

Answer the following questions based on the text in Practice 3.

1. What do you know about eagles?
2. Why is the sea eagle easy to recognise?
3. What do you think of its flying? Is it easy or hard to do?
4. What do the forelimbs of an sea eagle do?
5. What are the sea eagle's neck and beak like?

Practice 5

Find the meanings of these words in Indonesian. Use the dictionary to help you.

1. mushroom (n)
2. eel (n)
3. orchid (n)
4. caterpillar (n)
5. toad (n)
6. eagle (n)
7. cockatoo (n)
8. owl (n)
9. raven (n)
10. shark (n)

Practice 6

Put the words in Practice 5 into these sentences.

1. A _____ grows into a beautiful butterfly.
2. The _____ lives in a land but breeds in water.
3. The _____ usually grows in a dead tree.
4. The _____ is a predator bird. It hunts for fish or chickens.
5. A _____ is a bird that can imitate words.
6. An _____ is a very beautiful flower.
7. The sound of a _____ is very annoying.
8. There is a big fish called a _____ living in the sea.
9. I see an _____ in that tree.
10. An _____ is a snake-like animal that lives in the mud.

Practice 9

Discuss the following sign with your friend. Where do you usually find this sign? What is the meaning? Etc.



UN Challenge

Answer the following question by choosing a, b, c or d based on the text.

Mrs Abdurrahman is a doctor. She has a sharp nose, wavy hair and creamy yellow skin. Mrs Abdurrahman is tall, slim and beautiful. Mrs Abdurrahman works in a big hospital in the city. She works from at eight o'clock in the morning until five at noon. Everyone likes her.

1. What time does Mrs Abdurrahman begin to work?
 - a. At 5.00.
 - b. At 7.00.
 - c. At 8.00.
 - d. At 9.00.
2. Mrs Abdurrahman is a _____ doctor.
 - a. lazy
 - b. kind
 - c. proud
 - d. clever

Taken from *Ujian Nasional Bahasa Inggris*, 2004

Writing

In this section, you will learn how to:

- write a descriptive text;
- write a short functional text.

After learning the lesson in this section, you are expected to be able to:

- write a descriptive text correctly;
- write a short functional text correctly.



Practice 1

Answer these questions.

1. Have you ever written the description of a beautiful flower?
2. What do you usually have in a descriptive text?

Practice 2

Read the following dialogues.



Practice 3

Read aloud the following descriptive text.

Bongo the Orangutan



identification

There is an orangutan in the Bandung zoo. People call her Bongo. She comes from a dense forest on the island of Kalimantan.

description

She has physical features similar to a human. Bongo has brownish fur, and walks with two feet. Bongo is almost as big as a human. She is a mammal, that means she gives birth to her children and breast feeds them.

Practice 4

Read the text in Practice 3 again, then fill in the table with some data from the text.

Kind of Animals	Origin	Description
_____	_____	_____
_____	_____	_____

Practice 5

Write a description for each of the following pictures (animal and plant). Use the words given next to the pictures. These guiding questions will help you to make good descriptions.

1. What is the name of the animal or plant?
2. Where does it live?
3. What are the physical features?
 - Its legs and arms
 - Its color
 - Its fur or feathers
4. What is the unique about it?



- City Park
- Netherlands
- plant
- beautiful
- yellow, red, purple



- Sydney Zoo
- mammal
- Australia
- brown fur
- jumps with two legs
- has a pouch



- lives in Papua and Irian Jaya
- Cendrawasih or bird of paradise
- has colorful feathers
- has a large terminal inflorescence of white flowers



- has a heady perfume called garland flowers or butterfly lilies
- the most commonly cultivated ginger in Indonesia

Source: Indonesian Heritage, 1996

Practice 6

Work with your partner. Choose one of the following topics. Write a complete description based on the topic.

1. A gorilla at a zoo named King-Kong.
2. A parrot at a circus named Polly.
3. A dog a movie named Rin Tin-tin.
4. A chimpanzee in a movie entitled MVP.

Practice 7

Look at the memo below then answer the questions.



1. Where is Putri going?
2. Which bag did Putri borrow from her mother? Describe.

Practice 8

Complete the following memo based on the given situation.

You borrow your uncle's shoes for playing football. Describe the shoes.

Memo

Uncle Coky, I ...

Thank you so much!

Pendi

Practice 9

Write your own note.

Enrich Your Knowledge

- A. Here is a song about parts of plants. Try to sing it with your friends. While you are singing, point to the parts of the plant in the picture.

Parts of My Plant

Sung to: "Head, Shoulders, Knees and Toes"

Do you know parts of my plant, parts of plant?

Do you know parts of my plant, parts of plant?

Kinds of plant that grow and grow and grow

Do you know parts of my plant, parts of plant?

The roots hold the plant in place, plant in place.

The roots hold the plant in place, plant in place.

The roots store food and water too.

The roots hold the plant in place, plant in place.



The stem moves water up the plant, up the plant.

The stem moves water up the plant, up the plant.

The stem brings water to the leaves.

The stem moves water up the plant, up the plant.

The leaves soak up the sun, soak up the sun.

The leaves soak up the sun, soak up the sun.

The sun helps the plant to grow and grow and grow.

The leaves soak up the sun, soak up the sun.

The flower grows into a fruit, into a fruit.

The flower grows into a fruit, into a fruit.

Inside the fruit are little, tiny seeds.

The flower grows into a fruit, into a fruit.

Source: www.preschool.education.com

Answer the questions based on the song.

1. Could you name the parts of the plant?
2. What are the functions of each part of the plants?
3. What are needed by the plants to grow?

B. Here is a map of Indonesia and some names of animals living in Indonesia. Put the names of the animals on the islands where they live.



Source: ppt.setjen.deptan.go.id

Fauna:

- orangutan
- tiger
- komodo dragon
- rhinoceros
- bird of paradise
- elephant
- tree kangaroo
- wild buffalo
- black bear
- cassowary
- anoa

Grammar Stage

Observe the following sentences.

- I think the rhinoceros is as big as the hippopotamus. But the elephant is bigger.
- A saguaro cactus is as tall as a house.
- A sunflower is not as big as a rafflesia.
- A crocodile has the same shape as an alligator.
- An eagle is different from a condor.

Note

We use the *positive degree of adjectives* when no comparison is involved; e.g., *as ... as*

so ... as

the same ... as

different from

We use the *comparative degree of adjectives* when comparing two objects, persons, or ideas; e.g., *bigger, taller, higher.*

Practice 10

Complete the sentences by using the positive or the comparative degree.

1. Toni and Rendi are the same age.
It means Toni is _____ Rendi.
2. Lia is 15 years old. Keni is 17 years old.
It means Lia is _____ Keni or Keni is _____ Lia.
3. This shirt is Rp. 30,000. That shirt is Rp. 35,000.
It means this shirt is _____ that shirt.
4. Duta is 75 kg in weight. Hamim is 75 kg in weight.
It means Duta is _____ Hamim.
5. Joko is 1,75 metres tall. Daeng is 1,75 metres tall.
It means Joko is _____ Daeng.

Learning Essential

- Language Function
 - ▶ Asking and offering for help
 - Can you help me to get ...?
 - Would you like me to help you?
 - ▶ Describing the physical features
 - The flowers are red and smell good
 - The cat is very cute and cuddly. It has white and black fur
- Genre of text: Descriptive
 - ▶ Social function : To describe a particular person, place, or thing.
 - ▶ Generic structure:
 - identification: identifies phenomenon to be described
 - description: identifies phenomenon to be described

Spot is a regular house cat. He is quite fat, very fluffy, and adorable. He has orange fur with white and black spots....
- Grammar:
 - ▶ Simple Present Tense
Example:
 - The bird *flies* easily.
 - I *like* peacocks very much.
 - ▶ Comparative Degree
Example:
 - A sunflower is not *as big as* a Rafflesia.
 - An eagle *is different from* a condor.

Learning Review

After studying all subjects in this chapter, answer the following questions.

1. What have you learnt in this chapter?
1. What will you say to somebody to ask for help?
2. What do you say when you are willing to help your friends?
3. What will you say if you do not want someone to help you?
4. What do you say to admit something?
5. What will you say if you want to deny something?

If you find some difficulties while answering the questions, you can learn the subjects once more or you may consult your teacher.

Chapter 2



Source: cybertravel.cbn.net.id

It's Time for Holidays

Materials You Are Going to Learn in This Chapter

Listening

- Listening to the expressions for asking, giving, and rejecting items
- Listening to the expressions for asking and giving opinions
- Listening to the expressions for agreement and disagreement
- Listening to a descriptive text
- Listening to a short functional text in the form of leaflets

Speaking

- Asking, giving, and rejecting items
- Asking and giving opinions
- Expressing agreement and disagreement
- Responding to a descriptive text
- Responding to a short functional text in the form of notes

Reading

- Reading a descriptive text
- Reading a short functional text in the form of notices

Writing

- Writing a descriptive text
- Writing a short functional text in the form of postcard

Listening

In this section, you will learn how to:

- listen to the expressions for asking, giving, and rejecting items;
- listen to the expressions for asking and giving opinion;
- listen to the expressions for agreement and disagreement;
- listen a descriptive text;
- listen a short functional text in the form of leaflets.

After learning the lesson in this section, you are expected to be able to:

- listen and respond to the expressions for asking, giving, and rejecting items;
- listen and respond to the expressions for asking and giving opinion;
- listen and respond to the expressions for agreement and disagreement;
- listen and give responses to a descriptive text;
- listen and give responses to a functional text in the form of leaflets.

Practice

1

Answer the following questions.

1. What will you say if you want to ask for someone's opinion?
2. What will you say if you disagree with your friend's opinion?
3. What do you say if you want to ask for something you want from someone?

Practice

2

Listen to the following dialogue from the tape.

At a department store in Bali, a married couple from Canada. Michael and Jennifer are going to buy some clothes.

Michael : This store has various items. There are many clothes and souvenirs here.

Jennifer : Yes, you're right.

Michael : ¹_____ about this shirt?

Jennifer : Mmmh... ²_____ red is the right color for you. I think ³_____ will be better.

Michael : Do you really think so? I think red is nice.

Jennifer : Actually, I think red is too bright for you.

Michael : Emm... I guess you're right.

Michael : But there is no blue shirt here. Let's ask the ⁴_____.

New

Horizon

Bali is Indonesian island located between Java to the west and Lombok to the east. It is one of the country's 33 provinces with the provincial capital at Denpasar towards the south of the island.

It is also the largest tourist destination in the country and is renowned for its lightly developed arts, including dance, sculpture, painting, leather, metalworking and music.

Source: en.wikipedia.org

Then they go to the shopkeeper.

- Michael : Excuse me.
Shopkeeper : Yes. Can I help you?
Michael : ⁵ _____ a blue shirt with the design like this red one, please?
Shopkeeper : Yes, of course. I think we still have it in the storehouse. Please wait a minute.
Michael : Yes, thank you.

After a while, the shopkeeper is back.

- Shopkeeper : Here you are, Sir.
Michael : Thank you.
Shopkeeper : Would you also like a hat, Sir? There are several ⁶ _____, including blue.
Michael : No, thank you. I don't like wearing a hat. But we're very interested in buying some ⁷ _____ you have.
Jennifer : Yes, the souvenirs are very pretty. By the way, we'll pay the shirt later along with the souvenirs, if you don't mind?
Shopkeeper : Not at all. Please.

Practice

3

Work with your partner. Check your answers in Practice 2 with the words/phrases in the box below.

Colours

May I have

Souvenirs

Blue

But I don't think

Shopkeeper

What do you think

Practice

4

Listen to the dialogue from the tape in Practice 2 once again. Then, check your answers.

Practice

5

Look at the pictures. Then, answer the questions.



Source: HL Magazines, 2000

1. Look at the pictures. Is one of them a hotel?
2. Have you ever stayed in a hotel?
3. What is the difference between a hotel and a motel?

Practice

6

Listen to the text from the tape and answer the following questions by choosing either a, b, c, or d for the right answer.

1. What does the hotel provide?
 - a. Lunch.
 - b. An extra bed.
 - c. Free transportation.
 - d. Lodging and breakfast.
2. Who carries the luggage?
 - a. A cashier.
 - b. A receptionist.
 - c. A bellboy.
 - d. A manager.
3. With whom is Henri going to spend his holiday in Semarang?
 - a. Alone.
 - b. Karna.
 - c. The bellboy.
 - d. The receptionist.
4. How are the bellboys?
 - a. Kind.
 - b. Friendly.
 - c. Kind and friendly.
 - d. They have many friends.

Practice

7

Listen to the text from the tape again and fill in the blanks.



Source: www.igogreece.com

The Small Hotel

Henri and Karna are going to ¹_____ their ²_____ in Semarang. They are going to spend one night in Semarang. For ³_____, they usually choose a hotel in Jalan Majapahit. It is a small hotel but it is clean and tidy.

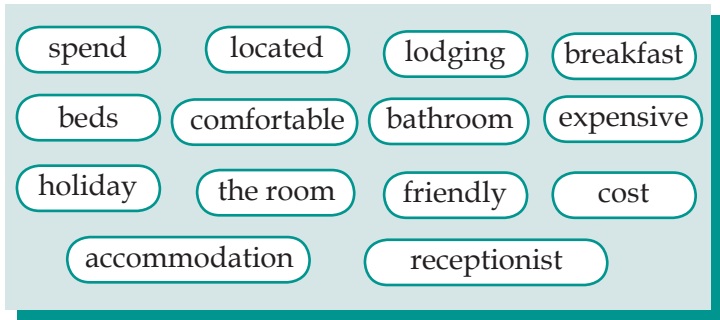
The hotel is ⁴_____ near the bus station and *angkot* vehicles pass the main road in front of the hotel. Henri and Karna can go to the bus station by *angkot*. This hotel provides ⁵_____ and ⁶_____. Every time they come to the hotel, a kind ⁷_____ helps them choose a ⁸_____ room with two ⁹_____. There is an indoor ¹⁰_____ in the room. Then the bellboy carries their luggage.

The ¹¹_____ of a room in this hotel is not too ¹²_____. This covers the cost of ¹³_____ and the breakfast. The bellboy and the workers of the hotel are kind and ¹⁴_____.

Practice

8

Listen to the text once again. Then, check your answer by using the words in the box.



Practice 9

Work with your partner. Then, state whether the following statements are true (T) or false (F).

1. Henri and Karna are going to spend their holiday in Jogjakarta.
2. They always choose a hotel on Jalan Majapahit.
3. The hotel is big and luxurious.
4. The hotel is quite far from the bus station.
5. There aren't any public vehicles that pass in front of the hotel.
6. The hotel only provides lodging.
7. There is only one bed in the room.
8. The hotel is not very expensive.
9. The cost covers the room and breakfast.
10. All the bellboys are kind and friendly.

Pronounce It!

- | | |
|-------------------|------------------|
| 1. spend | : /spend/ |
| 2. holiday | : /'hɒlədeɪ/ |
| 3. accommodations | : /ə,kɒmə'deɪʃn/ |
| 4. located | : /ləʊ'keɪtɪd/ |
| 5. lodging | : /'lɒdʒɪŋ/ |
| 6. breakfast | : /'brekfəst/ |
| 7. comfortable | : /'kʌmfətəbl/ |
| 8. bathroom | : /'bɑ:ərʊm/ |
| 9. bed | : /bed/ |
| 10. expensive | : /ɪk'spensɪv/ |
| 11. room | : /rʊm/ |
| 12. friendly | : /frendli/ |
| 13. cost | : /kɒst/ |

Practice 10

Listen to the tape to complete these sentences.

1. A : Where are you going to spend your _____?
B : In the countryside.
2. A : Does your bedroom look _____?
B : Yes, it is always neat and in order.
3. A : What does _____ mean?
B : It means temporary accommodation.
4. A : What do you think about the _____?
B : They are very nice and friendly.
5. A : Do you think the hotel is _____?
B : No, I don't think so.

tidy

expensive

holiday

lodging

bellboys

Practice 11

Pay attention at the leaflets and listen to your teacher carefully while reads them aloud to you.

Wildlife Nature Park

Ticket: Rp12,000 (adult)
Rp6,000 (child)

Opening hours: 9.00 a.m. - 5.00 p.m.
Monday - Sunday

Features:

- Nature talks
- Jungle trekking
- Nature quiz
- Free bookmarks

Wonderland Theme Park

Ticket: Rp25,000 (adult)
Rp15,000 (child)

Opening hours: 10.00 a.m. - 8.00 p.m.
Saturday - Sunday only

Features:

- Roller coaster rides
- Water games
- Show house
- Free burger

Practice 12

Listen again to your teacher and fill in the blanks below.

	Wildlife Nature Park	Wonderland Theme Park
Ticket (adult)	Rp12,000	¹ _____
Ticket (child)	² _____	Rp15,000
Opening hours from	9.00 a.m.	³ _____
Closing hours	⁴ _____	8.00 p.m.
Open on	Monday-Sunday	⁵ _____

Speaking

In this section, you will learn how to:

- use the expressions of asking, giving, and rejecting items;
- use the expressions of asking and giving opinions;
- express agreement and disagreement;
- retell a descriptive text;
- express to a short functional text in the form of notes.

After learning the lesson in this section, you are expected to be able to:

- express how to ask, give, and reject items;
- express how to ask and give opinions;
- express how to express agree and disagree;
- express how to retell a descriptive text;
- express how to respond to a short functional text in the form of notes.

Practice 1

Answer these questions orally.

1. Where do you usually spend your holiday?
2. Have you ever been to a theme park?
3. What do you say if you want to give opinion?
4. What do you say if you agree with your friend's opinion?

Practice 2

Role play

Act out the following dialogue with your friend.

Budi and all his classmates are going to Dufan. Budi is chatting with his best friend, Dani.

Budi : It's very exciting today.

Dani : Yes, it is. I'm having so much fun.

- Budi : Which is the most exciting game for you here?
 Dani : Well, I must say that roller coaster is the most exciting game.
 Budi : Yes, I agree. The roller coaster gave me an unforgettable experience. I think I want to ride it again.
 Dani : Yes, me too. By the way, are you chewing gum? Can I have some?
 Budi : Yes, of course. Here you are.
 Dani : Thanks.
 Budi : Do you want the new banana flavour? It tastes good.
 Dani : Not for me, thanks. I don't like bananas.

Practice 3

Answer the following questions based on the dialogue in Practice 2.

1. What is Dani's opinion about the most exciting game?
2. What about Budi's opinion about it?
3. Who is chewing gum in the dialogue?
4. Which flavour doesn't Dani like?

Speech Act

You can use these expressions to ask for items from someone.

- Can I have ...?
- Can you give me ...?
- May I have ...?

Informal — []
 Formal — []
 (to older people or a stranger)

You can use these expressions to give items to someone.

- Here you are.
- This is for you.
- I'd like to give you
- Please accept

Informal — []
 Formal — []
 (to older people or a stranger)

You can use these expressions to reject items from someone.

- No, thank you.
- Not for me, thanks.
- Not this time, thanks.

You can use these expressions to ask for opinions.

- What do you think ...?
- What's your opinion ...?
- How do you feel about?

You can use these expressions to give opinions.

- I think
- I must say
- From my point of view

You can use these expressions to say that you agree.

- Yes, I agree.
- That's true.

You can use these expressions to say that you disagree.

- I don't agree.
- No, I don't think

Practice 4

Practise the following dialogue with your friend.

- Bara : Hi, Mentari. Where are you going anyway?
Mentari : Oh, hi Bara. I'm going to the library.
Bara : Oh. Hey, maybe you can also borrow teenlit or chicklit there?
Mentari : Well, I think that's impossible, Bara. Because I don't like those books. In my opinion, the stories are not so interesting and sometimes they're so boring.
Bara : I see. According to me, the books are okay. The stories are based on the everyday facts in teenagers life.
Mentari : Then, we have different opinion about it, Bara. And I appreciate your opinion.

Practice 5

Role play

Work with your partner. Make your own questions using the phrases below. Then, ask each other.

- What's your opinion _____?
May I have _____, please?
What do you think about _____?
What is your feeling about _____?
Can I have _____, please _____?

Practice 6

Look at the picture. Then, answer the questions orally.



Source: www.wikipedia.com

1. What picture is it?
2. Have you ever stayed in this kind of room?
3. What do you usually find in a hotel room?

Practice 7

Study the following text.

When I had a holiday in Malaysia last month, I stayed in a small but comfortable hotel. The room was very beautiful although it was not very big. The color of the wall was cream, so it felt warm inside. The curtains were arranged beautifully. The furniture was nice too. The room has a sofa and a small TV set.

Practice 8

Tell to the class about your own experience of staying at the hotel room and share it with your friends.

Practice 9

Say aloud the following note below.

Trip to Puncak

Cost per student including transportation, food and lodging: Rp300,000

Length of stay : 3 days and 2 nights

Place to stay : Jasmine Chalet

Those who wish to go please submit your details and pay the fee to Mr. Hilman.

Practice 10

Answer the following questions orally.

1. What is the purpose of the notice?
2. How much is a student charged for the trip?
3. Where will the students stay?

Grammar Stage

Articles : *a* and *the*

Study the following example.

There is *a* new hotel in my city.

The hotel is not very big but the architecture is very beautiful.

- The indefinite article (a or an) is used with singular, countable nouns to refer to a thing or an idea for the first time.
- There is *a* new hotel in my city.
- The definite article (the) is used with singular and plural, countable and uncountable nouns when both the speaker and the listener know the thing or idea already.
- The hotel is not very big but *the* architecture is very beautiful. (the speaker and the listener know which hotel it is)

Reading

In this section, you will learn how to:

- read and identify a descriptive text;
- identify the structure of a descriptive text;
- read a short functional text in the form of notices.

After learning the lesson in this section, you are expected to be able to:

- read and identify a descriptive text;
- read and understand a short functional text in the form of notices.

Practice

1

Answer these questions.



Source: www.designhotels.com

1. Do you know what a hotel is?
2. Have you ever stayed in a hotel?
3. Can you mention the names of famous hotels in your city?

Practice 2

Read the following text carefully.



Source: www.wikipedia.com

Come to Our Hotel

GRAND OMEGA
 "Hospitality is Our
 Trademark"

With fine facilities:

- 100 Rooms
- Restaurant
- Sport Facilities
- Coffee Shop
- Karaoke Room

Introduction

There is a new hotel in my city. It is a four star hotel. It is located downtown.

Description

The hotel is not very big but the architecture is very beautiful. It looks like a classic castle in Europe. According to the brochure, it has 100 rooms, a fancy restaurant, complete sports facilities including a swimming pool, tennis court, gym and sauna, there are also a coffee shop and a karaoke room .

The pictures of the rooms in the brochure are very nice. The rooms look very comfortable. It they contain a big spring bed with big pillows, a nice sofa, a wardrobe and a television system with programmes from all over the world. The bathroom is very beautiful although it is not very big. It has a bath-tub with hot and cold water so guests can bath in it comfortably.

The brochure says "Hospitality is our trademark." The staff of that hotel, from the receptionists, house keepers, and bellboys are trained to be polite and to help guests in any way they can.

Practice 3

Find out the main idea of each paragraph from the text in Practice 2.

Practice 4

Work with your partner. Answer the following questions based on the text in Practice 2.

1. What makes the hotel different from other hotels?
2. Mention some hotel facilities.
3. Describe how the rooms of the hotel looks like.
4. Describe how the bathroom looks like.
5. What is the motto of the hotel?

Practice 5

Decide whether these statements are true (T) or false (F).

1. The hotel is old and dusty.
2. The architecture resembles a building in America.
3. There are only 100 rooms in the hotel.
4. According to the brochure, the rooms are small and comfortable.
5. There are two beds in each room.
6. "Self-service" is the hotel's motto.
7. The hotel's staff is very polite.

Practice 6

Study the following text carefully.

Nusa Tenggara

Nusa Tenggara is the name for the chain of islands which lies to the east of Bali. Including the islands of Komodo, Lombok, Flores and Timor, Nusa Tenggara spans a variety of landscapes, from tropical forests, high volcanic lakes and dry savannahs. The largest islands are Lombok and Sumbawa, with hundreds of smaller islands between. East Nusa Tenggara has 566 islands. The long northern arch of the island chain is the result of volcanic activity, whilst the southern islands are formed from coral deposits. Most of the eastern islands are arid, due to hot winds blowing from the continent of Australia and sparsely vegetated. The Western half of Nusa Tenggara is moister and has denser vegetation. The Northern part of the chain is known for deep lakes contained in the craters of extinct volcanoes, the most famous of which are the coloured mineral lakes on Gunung Keli Mutu in Flores

Taken from: www.eng.wallhi.or.id

Practice 7

Now, identify the characteristic of the text in Practice 6.

Practice 8

Read the notice below carefully.

Welcome to Happy Lake Garden

Open : Monday to Friday : 9 a.m. to 6 p.m.
Saturday and Sunday : 9 a.m. to 8 p.m.

Admission:

Monday to Friday : Free
Saturday and Sunday : Adults Rp5,000
Children under 12 Rp3,000

Rules for visitors

1. Do not litter. Throw your food wrappings, sweets wrappings, cigarette butts etc. into the rubbish bins that are placed all over the park.
2. Do not pick the flowers in the park.
3. Do not swim in the lake.
4. Do not fish in the lake on any other day except Sunday.
5. Picnics are allowed only on Saturdays and Sundays.
6. The management will not be responsible for any loss or damage to personal belongings.
7. All visitors must leave the park at the scheduled time.

Practice 9

Answer the following questions.

1. Which rule reminds visitors to keep the park clean?
2. What days can we picnic there?

Writing

In this section, you will learn how to:

- write the characteristics of a descriptive text;
- write a short functional text in the form of postcard.

After learning the lesson in this section, you are expected to be able to:

- write the characteristics of a descriptive text appropriately;
- write a short functional text in the form of postcard correctly.

Practice 1

Match the following famous places of interest with the countries where they are located.


Places of Interest	Country
Leaning Tower	France
Merlion Statue	Britain
London Bridge	China
Great Wall	Indonesia
Sydney Opera House	Australia
Borobudur	Italy
Sphinx	Singapore
Arc' de Triomphe	Egypt

Practice 2

Match the following pictures with the names of the places of interest on the Practice 1.



Source: www.ce.eng.usf.edu



Source: www.cemail2.ce.ntu.edu.tw



Source: www.egyptick.net



Source: www.cas.sc.edu


Log On

If you want to get information about holiday places, check this web site:

www.liburan.info



Source: www.qsl.net



Source: www.70tamu-commerce.edu

Follow-up Activity

Find articles and photos of an interesting place in Indonesia, such as Bali, Ancol, Borobudur, Bunaken, etc. You may find the articles and photos in the newspapers, magazines, or the Internet. Make the description as interesting as possible and give it your teacher. You may suggest the class visit the place.

Practice

3

Study the description about a famous place of interest.



Source: www.bensguide.gpo.gov

identification

Mount Rushmore is located in South Dakota, U.S.A.

description

It is a huge carving that shows the faces of four famous American Presidents: George Washington, Thomas Jefferson, Theodore Roosevelt, and Abraham Lincoln. Gutzon Borglum started the construction in 1927 and it was not completed until shortly after he died in 1941.

Adapted from: *The World Book Student Discovery Encyclopedia*, 2006

Practice 4

Determine parts of this descriptive text.



The White House is located at 1600 Pennsylvania Avenue in Washington D.C.

It is a huge house where the president of the United States of America stays and works during his term. People first recognized the building as the Presidential Palace and Theodore Roosevelt gave the name White House in 1901.

Adapted from: Microsoft Encarta Library Reference, 2008

Practice 5

Now, write down your own description about a famous site. Use the guiding questions to help you.

1. What is the name of the site?
2. Where is it located?
3. Could you describe the features of the site?

Practice 6

Observe the following postcard.

Dear Gina,
I'm in Puncak now.
The view is very beautiful, but
the air is so cold.
Hope you're well
See you soon.

Love
Amy



Gina Gunawan
Mekar Jaya Street no. 46
Yogyakarta 12345
Indonesia

Learning Essential

- Language Function
 - ▶ Asking and giving opinion
 - What's your opinion of
 - Well, I must say that
 - ▶ Describing places
 - The rooms look very comfortable
 - The wall is colorful
- Genre of text: Descriptive
 - ▶ Social function : To describe a particular person, place, or thing.
 - ▶ Generic structure:
 - identification: identifies phenomenon to be described
 - description: describes parts, qualities, characteristics
There is a new hotel in my city. It is a four star hotel....
- Grammar: Articles: a and the
Example:
 - There is *a* new hotel in my city.
 - *The* hotel is not very big but the architecture is very beautiful.

Learning Review

After studying all subjects in this chapter, answer the following questions.

1. What have you learnt in this chapter?
2. What will you say to ask to an opinion?
3. What do you say to give on opinion about something?
4. What will you say if you want to ask for an item from someone?
5. What will you say if you want to give an item to someone?
6. What will you say to reject an item from someone?
7. What will you say if you agree with someone?
8. What will you say if you disagree with someone?

If you find some difficulties while answering the questions, you can learn the subjects once more or you may consult your teacher.

Chapter 3



Source: Publisher's Documentation

Growing Up

Materials You Are Going to Learn in This Chapter

Listening

- Listening to the expressions for accepting, and declining an invitation
- Listening to the expressions for congratulations
- Listening to the expressions for compliment
- Listening to a recount text
- Listening to a short functional text in the form of advertisement

Speaking

- Accepting and declining an invitation
- Congratulations and Compliment
- Responding to a monologue in the form of recount text
- Responding to a short functional text in the form of announcement

Reading

- Reading a recount text
- Reading a short functional text of school's regulation

Writing

- Writing a recount text
- Writing a short functional text in the form of timetable

Listening

In this section, you will learn how to:

- listen to the expressions of accepting and declining an invitation;
- listen to the expressions of congratulations and compliment;
- listen a recount text;
- listen a short functional text.

After learning the lesson in this section, you are expected to be able to:

- listen to the expressions of accepting and rejecting invitations appropriately;
- listen to the expressions of congratulation and compliment appropriately;
- listen a recount text appropriately;
- listen a functional text in the form of advertisement appropriately.

Practice

1

Answer these questions.

1. What will you say if you want to invite your friend to your house?
2. What will you say if you want to praise somebody?
3. Have you ever been congratulated by someone? yes, on what occasion?

Practice

2

Listen to the tape about the following dialogue.

At break time, Erwin is reading a book in class, then suddenly Dewi comes and greets him.

Dewi : Hi, Erwin. ¹_____?

Erwin : Well, I'm reading an English book. We're having a test tomorrow, remember?

Dewi : Wow. ²_____.

Erwin : Not at all. I just don't have anything else to do.

Dewi : By the way, I'm going to have a birthday party at my house this Sunday. I'm thirteen now.

Erwin : Happy birthday, Dewi. ³_____, you're a teenager now.

Dewi : Thank you. I'd like you to come.

Erwin : I'm terribly sorry, ⁴_____. I have to go to my grandmother's house this Sunday. She is ill.

Dewi : I'm sorry to hear that. I hope she'll get well soon.

Erwin : Thanks.

When they are talking, Mira comes.

Mira : Hi, what are you two talking about?

Erwin : Dewi is going to have a birthday party at her house this Sunday.

Mira : Really? Happy birthday, Dewi.

Dewi : Thank you, Mira. ⁵_____?

Mira : ⁶_____.

Dewi : Great.

Practice 3

Work with your partner. Check your answer in Practice 2 using the words or phrases in the box below.

Congratulations

I don't think I can

I'd love to

What are you doing

You're very diligent

Would you like to come

Practice 4

Listen again to the dialogue from the tape in Practice 2. Then, check your answers.

Practice 5

Before listening to a text, answer the following questions.

1. Do you feel any changes in your physical appearance?
2. Do you like the changes? Why?
3. Do you have any acne on your face?
4. How do you feel about the acne?

Practice 6

New

Horizon

Adolescence is a transitional stage of human development that occurs between childhood and adulthood. Adolescent humans go through puberty, the process of sexual maturation. Teenagers (ages 13-19) are usually adolescent, though in some individuals, puberty may extend a few years beyond the teenage years, and in some individuals, puberty begins in the pre-teen years.

Source: www.wikipedia.com

Listen to the text from the tape then complete it.



Source: indra1082.files.wordpress.com

Only a short time after I ¹_____ my 13th birthday, everything was changing for me. One day I ²_____ that my voice was becoming deeper and sounding rough. The next few days, I was ³_____ to see hair growing on my face. Then I found out that my height was increasing ⁴_____. I grew 10 centimetres in just two months. These changes ⁵_____ me feel awkward and clumsy. The most annoying thing was that I ⁶_____ acne starting to appear on my face. I was ⁷_____, what happened to me.

Practice 7

After you listen to the tape, work with your partner. Then, decide whether these statements are true or false.

1. His physical appearance was still the same as before.
2. His voice was becoming deeper and sounding rough.
3. He felt that hair begin to grow on his face.
4. His height was increasing steadily.
5. He felt very confident about the changes.

Follow-up Activity

Make a photo clipping about you. Sort the photos based on the time they were taken, starting from your childhood photos until recent photos. You may need your parents permission.

Practice

8

Listen to the questions from the tape about the text in Practice 6. Then give your answer by choosing a or b.

1. a. After his birthday.
b. After his 13th birthday.
2. a. Became louder and rough.
b. Became deeper and rough.
3. a. A few days after.
b. The next day.
4. a. No, he didn't.
b. Yes, he did.
5. a. When his face got so oily.
b. When an acne started to appear.

Pronounce It!

Vowels

- | | | | |
|---------|-------|---------|---------|
| 1. /ɑ:/ | dance | art | hard |
| | guard | example | star |
| 2. /ʌ/ | blood | flood | comfort |
| | hunt | luck | just |

Consonant

- | | | | |
|---------|-------|-------|---------|
| 1. /tʃ/ | March | watch | lunch |
| | catch | beach | touch |
| 2. /dʒ/ | jam | jewel | presage |
| | jet | job | ginger |

Practice

9

Listen to the tape about the following advertisements. Then complete the missing phrases with the help of phrases from the box.

EXPERT Computer School

We offer special courses with special discounts.

Courses offered include:

- a. Microsoft Office
- b. ¹ _____
- c. Corel Draw
- d. ² _____
- e. Page Maker

These courses are held once a week for two months. Each course costs Rp150,000. The first 50 ³ _____ will receive a 10% discount.

MELODY Music School

⁴ _____ for those who want to learn how to play ⁵ _____.

Those the first 25 registrants will get a 20% ⁶ _____. Courses are held once a week for three months.

Fees charged: Rp300,000 per course. Types of musical instrument courses:

- a. Guitar
- b. Piano
- c. ⁷ _____
- d. Drum
- e. ⁸ _____

exciting courses

organ

registrants

Macromedia Flash

violin

discount

musical instrument

Adobe Photoshop

Practice

10

Fill in the blanks in the box below.

Expert Computer School	Melody Music School
Courses offered : ¹ a. _____ b. _____ c. _____ d. _____ e. _____	Courses offered : ² a. _____ b. _____ c. _____ d. _____ e. _____
Duration : ³ _____	Duration : ⁴ _____
Fees charged per course : ⁵ _____	Fees charged per course : ⁶ _____

Speaking

In this section, you will learn how to:

- use expressions to invite;
- use expressions to accept and decline an invitation;
- use expressions to congratulate;
- use the expressions to compliment;
- retell a recount text;
- respond to a short functional text in the form of announcement.

After learning the lesson in this section, you are expected to be able to:

- express how to invite;
- express how to accept or decline an invitation;
- express how to congratulate;
- express how to compliment;
- express how to retell a recount text;
- express how to respond to a short functional text in the form of announcement.

Practice

1

Answer these questions orally.

1. Do you like going to parties? What kinds of party?
3. What must we consider if we want to have a party?
4. Do you have plans to have a party? Explain.

Practice

2

Role play

Choose one of the dialogues. Act out the dialogue with your friends.



Source: Publisher's Documentation

Dialogue 1

Diana, her friends Shinta and Toni are walking home from school. They are talking about a party at Diana's house tonight.

- Diana : Shinta, I am going to have a party tonight. Would you like to come?
- Shinta : I'd love to! By the way, what are you celebrating?
- Diana : I won the Science Olympics last week.
- Shinta : Congratulations. Wow, you're very clever.
- Diana : Not at all. You just have to study harder. Will you come to my party?
- Toni : I'm sorry, I can't. My parents are going to go to the hospital. I may be late getting to your party, *is that all right?*
- Diana : Yes, it's all right as long as you are allowed by your parents.
- Shinta : Hmm, speaking about parents, I have to call my father to ask his permission.

Dialogue 2

Shinta is using her cell phone to call her father at her house.

- Shinta : Hello, good afternoon, Dad!
- Mr Kusye : Afternoon, Shinta.
- Shinta : Dad, *can I go to Diana's party tonight, please?* Tomorrow is a holiday. I don't have any homework.
- Mr Kusye : *Yes, certainly,* but what time will the party be over?
- Shinta : I think about 11 p.m., Dad.
- Mr Kusye : Well, *I'm afraid I can't let you stay until 11,* Shinta. We are going to go to your grandparents the next morning. How about if I pick you up at 10, so you'll have time to rest before you go for the trip.
- Shinta : All right, Dad. Thanks. See you later.

Practice

3

Answer the questions orally based on the dialogue in Practice 2.

1. Who is going to have a party?
2. Does Shinta accept the invitation to the party?
3. How about Toni? Does he accept the invitation too?
4. Is Toni going to come to the party?
5. Does Shinta's father allow Shinta to stay at Diana's party until the party is over? Why or why not?

Speech Act

You can use these expressions to invite someone.

- Informal • Shall we ...?
- Formal • Can you come to
- (to older people or a stranger) • Would you like to come?
- I'd very much like you to come.

You can use these expressions to accept an invitation.

- Informal • Yes, certainly I will come.
- Formal • Absolutely, count me in.
- (to older people or a stranger) • I would, very much.
- Yes, I'd like nothing better.

You can use these expressions to decline an invitation.

- I'm terribly sorry. I don't think I can.
- I'm very sorry, I can't.
- Thank you very much, but

These expressions are used to congratulate someone.

- Congratulations.
- Well done
- Fantastic

These expressions are used to compliment someone.

- That's a nice (appearance)
- You're looking good. (appearance)
- Wow. You're very clever.

Practice

4

Complete the dialogues below using the expressions of accepting and declining invitation.

1. *Your friend invites you to come to his/her house to do homework together.*

Nia : Do you want to come to my house? We can do our homework together.

Adi : _____

2. *It is late in the evening, your friend asks you to come to his/her house for a drink.*

Ajeng : Come and have a drink at my house.

Ika : _____

3. *You are invited by your new friend to watch a football match at the football stadium. Your favourite team is going to play.*

Bayu : Would you like to come and watch the football game with me? The Indonesian team is going to play against the All-Star team.

Ikbal : _____

4. *A new orchestra is going to perform tonight. Your father asks you to accompany him and your mother, but you have a test tomorrow.*

Mr Roy : Son, a new orchestra is going to perform at the assembly hall tonight. Would you come to join me and your mother to the concert?

Dika : _____

5. *Your father is having dinner in the dining room. He asks you to come with him. But you've already eaten your dinner.*

Mr Rafly : Anjas, have you had your dinner yet? Come to join me?

Donny : _____

Practice 5

Answer the following questions.

1. What kind of movie do you like?
2. Have you ever watched a movie at the cinema?
3. Have you ever had a scary experience?

Practice 6

Read the following text carefully. Make notes to some main sentences then try to retell it.

After the movie was over, I left the cinema quickly. My watch showed 11.30 p.m. as I got on to my bicycle. I pedalled hard on my bicycle and was soon speeding home. My thought went back to the movie I had just seen. It was a scary story. I could remember clearly a woman screaming as she was being attacked by a monster. Somehow that frightful scene stayed in my mind and I could not forget it.

The road was dark and quiet. I had to pass a graveyard on the way home. As I approached the graveyard, I heard some sounds behind me. I was frightened and began to cycle faster. The sound came nearer and nearer. Then I heard a familiar voice calling me. I looked back and saw Hadi, my classmate. He had also seen the movie and was frightened too. He had cycled after me so that he would not be alone. Both of us laughed out loud over our behavior.

Practice 7

Work with your partner to answer the following questions.

1. What time did the writer watch the movie?
2. What kind of movie did the writer watch?
3. Why did the writer begin to cycle faster?
4. Why did Hadi cycle after the writer?

Practice 8

Write a scary story based on your own experience. Then, retell it in front of the class.

Practice 9

Say aloud the announcement below.

New Horizon

Drama is the specific mode of fiction represented in performance. Dramas are performed in various media: theatre, radio, film and television. Drama is often combined with music and dance.

Source: www.wikipedia.com

Drama Club

The Drama Club will put on a play called "The Magic Carpet". All teachers and students are invited to watch the play. Parents will also be invited.

Date : December 21st

Time : 10.00 a.m.

Place : School hall

Students who are interested in taking part in this play may register their names with Mr Rudi.

An audition will be held on November 9th to choose actors and actresses for the following parts:

- | | |
|-------------------------|-------------------|
| 1. The Princess | 5. Eight soldiers |
| 2. The Prince | 6. The wise man |
| 3. The Cruel Stepfather | 7. The old lady |
| 4. The Hunter | 8. Five villagers |

Students who are chosen must come for practice on the following dates at 2.00 p.m. in the school hall.

First Practice : November 16th

Second Practice : November 23th

Third Practice : November 30th

Fourth Practice : December 7th

Last Practice : December 14th

The play will be directed by Mrs Tari.

Practice 10

Answer the following questions orally.

1. What is the name of the play?
2. How many practices are there?
3. Who will direct the play?
4. If you auditioned, which character would interest you to be? Explain your reason!

Grammar Stage

WH-Questions

Study the following examples.

- *Who* ate the apple?
- *Whom* did you meet at the post office this morning?
- *What* made you cry?
- *When* did you see him?
- *Where* did you buy the dress?

You can use WH- to build a question.

- Who is used for subjects.
- Whom is used for objects.
- Who and Whom are used if the subject and object of the sentence are living things.
- What is used to ask the subject or object of a question.
- What is used if the subject or object is not a living thing.
- When is used to ask about time.
- Where is used to ask about place.

Practice 11

Study to the following sentences and fill in the blanks.

- *Mayang saw an accident yesterday.*
 - *Mayang saw Omy in the accident.*
1. What happened yesterday? _____ happened yesterday.
 2. Who saw an accident yesterday?
_____ saw an accident yesterday.
 3. When did Mayang see the accident?
Mayang saw an accident _____.
 4. Whom did Mayang see in the accident?
Mayang saw _____ in the accident.
 5. Where did Mayang see Omy yesterday?
Mayang saw Omy _____.

Reading

In this section, you will learn how to:

- know the structure of a descriptive text;
- read a short functional text in the form of school' regulation.

After learning the lesson in this section, you are expected to be able to:

- identify the structure of a descriptive text;
- get meanings of a short functional text in the form of school' regulation.

Practice

1

Answer these questions before you read the text.



Source: nilna.files.wordpress.com

1. What do you know about adolescence?
2. From what age did you start to have adolescence?
3. What physical changes occur during adolescence?
4. What was the most unforgettable experience during your adolescence?
5. Did your friends get through their adolescence almost the same as you're?
6. What did your parents do during your adolescence?
7. Did they help you? How?
8. What about your sister or your brother? Did they support you to get through your adolescence?

Read the text carefully.

Source: indra1082.files.wordpress.comSource: nilna.files.wordpress.comSource: i13.photobucket.comSource: i151.photobucket.com

orientation

Last night, I read an article about adolescence in a magazine. I learned that it was a time of change between childhood and adulthood.

event 1

After I finished reading the article from the magazine, I remembered my own adolescence. I was fourteen at that time. I felt very emotional about everything. But I tried to learn more about myself. I tried to discover what I wanted to do, and what kind of people I wanted to be.

event 2

To divert my emotions, I took many extra curricular activities. I took piano lessons on Mondays. On Tuesdays, I joined an English course. Then on Wednesdays and Thursdays, I had extra science and math lessons. Fridays, it was my time to play basketball with my friends. Finally, I spent most of my weekends with my family.

reorientation

I was able to control my emotions and to have a place where I could express my creativity in positive ways.

Practice

3

Log On

If you want to discuss about teen health and problems, check this web site:

www.teenhealthtalk.org

Answer the following questions based on the text in Practice 2.

1. Where did the writer find out about adolescence?
2. What is adolescence?
3. Is adolescence a period of physical growth only?
4. How old was the writer when he experienced adolescence?
5. How did it make him feel?
6. What did the writer do to divert his emotions?
7. When did the writer spend the days with his family?
8. Did the writer benefit from the activities?

Note

Characteristics of Recount Text

- A *recount text* is a text that telling the reader about one story, action or activity. Its goal is to entertaining or informing the reader.
- *Orientation* tells who was involved, what happened, where the events took place, and when it happened.
Example : *Last night, I read an article about adolescence in a magazine.*
- *Events (event 1 and 2)* tell what happened and in what sequence.
Example : *After I finished reading the article, I remembered my own adolescence; To divert my emotions, I took many extra curricular activities.*
- *Reorientation* consists of optional-closure of events/ ending.
Example : *I was able to control my emotions and to have a place where I could express my creativity in positive ways.*
- The features are including Who? Where? When? Why?, noun or pronoun, and past tense.
Examples : *I, at home, last night, a magazine, I took....*

Practice

4

Read the following text carefully. Then identify its characteristic.

Last Saturday I woke up early, but I didn't get up because there was no school. Suddenly, my telephone was rung. It was my friend Fanny, she asked me to go out at 10.00 o'clock. She wanted to buy something in traditional market.

Finally, we were out. In the street, I saw a piece of pink coupon. Interested with its colour, I took it, then Fanny and I read this out. We were fully shocked, it was a receipt of a four nights tour to Lombok !! The expired date was that day. To our surprised, the name was Fanny Fenita and the birth date was exactly the same like Fanny my friend, and it was also valid for two persons. My God!! We were thinking that maybe the coupon just fell from the sky and it was there for us.

We were in hurried to the address of the tour agency that issued the coupon. The tour agency took care of everything. We went home and still could not believe what was going on. Two days later we were on the Senggigi Beach, lied in the warmth sun. Moreover, we had long public holiday, so we could enjoy the "gift" happily. We also bought some presents for our family and friends.

Practice

5

Work in pairs. Identify the characteristics of the text in Practice 4. The following questions will guide you.

1. What is the name of the text?
2. Can you tell who was involved, what happened, and what sequence in the text?
3. Can you describe the events that happened in the text?
4. What about the closure? Please explain.

Note

Don't forget to supply each of the characteristics with examples from the text.

Practice

6

Draw squares like the following examples in your workbook. Then put the verbs in the text in Practice 4 that you can find. Switch with your friend's. See if there any verbs that you have missed to record.

woke up	asked	

Practice

7

Arrange the following paragraph into a correct order.

- a. My uncle and my aunt were very nice. We visited Batam Centre, Waterfront City and Nongsa Beach. The weather was hot all day long.
- b. When we went to a place called Barelang, Seno didn't want to go to the ex Vietnam camp, he wanted to go fishing on the Melur beach. So I went to the ex Vietnam camp on my own, but I didn't enjoy it.
- c. Unfortunately, Seno and I disagreed on most things. He played loud music when I wanted to sleep. When his bestfriend came to stay, I had to sleep on the floor.
- d. I went to my uncle's house in Batam last month on the long holiday. I stayed with Uncle Antasena and Aunt Firda and their son which is my cousin Seno. They live in a small house in the centre of the city called Nagoya. I liked the house but I didn't like the area much because it was very noisy.
- e. I can't say I would like to go back to my uncle house. It wasn't a very good holiday.

Practice

8

Work in pairs. Identify the characteristics of the text in Practice 7, don't forget to supply examples of characteristics from the text.

Practice

9

Read the notice below carefully.

**School Library
Rules and Regulation**

Student using the library must obey these rules:

1. Students are not allowed to bring their school bags, textbooks or any other books into the library. Leave all bags with the librarian for safekeeping.
2. If you need to bring certain books into the library, get the librarian's permission first.
3. Do not talk in the library unless it is very important. If you need to talk, please whisper.
4. After reading the books, newspaper and magazine, return them to their proper shelves.
5. Each student is given two library cards when he or she becomes a library member. These cards are to be used for borrowing books.
6. Students are allowed to borrow one book with each card.
7. Students are allowed to keep the book for no more than two weeks.
8. If the book is not returned on time, the student will have to pay a fine of Rp. 500 for each day late.
9. If a student loses a library book, he or she will have to pay for the cost of the book.
10. Keep the library always clean. Do not leave used paper and other rubbish behind.

Practice

10

Answer these questions.

1. Why do you think students are not allowed to bring their bags into the library?
2. What does the word *them* in rule number 4 refer to?
3. Can students bring certain books into the library?
4. What does the phrase *not more than* in rule number 7 mean?

Writing

In this section, you will learn how to:

- follow the stages to write a recount text;
- write a short functional text in the form of time table.

After learning the lesson in this section, you are expected to be able to:

- write a recount text;
- understand and write a short functional text in the form of time table.

Practice

1

Match the words in column A with their meanings in column B.

A	B
1. adolescence	a. obtained; memorised
2. behaviour	b. to think hard
3. adolescent	c. teenager
4. reliable	d. distract; disturb
5. capable	e. teens
6. concentrate	f. skillful; qualified
7. learned	g. obligation to do something
8. interest	h. trustworthy
9. divert	i. conduct; manner
10. responsibility	j. attraction; concern

Practice

2

Fill in the blanks with the words in column A in Practice 1. Mind the tense.

1. My parents gave me a _____ to clean my room every day.
2. _____ is the hardest time for me, because I always feel clumsy and awkward.
3. She is an _____ now. Therefore she has to learn to be a grown up.
4. I joined a football club to _____ my emotions during teenage time.
5. He is not a cheerful person. He doesn't have any _____ towards anything.

6. People consider him a _____ person. He is very trustworthy.
7. At school, I _____ about knowledge and also how to socialize.
8. When interacting with an older person, we have to watch our _____.
9. I'm not _____ of handling my physical changes during adolescence.
10. Becoming a grown up means we have to learn how to _____ more.

Practice

3

Read and study the short story below carefully.

orientation

events

Reorientation

I had my adolescence when I was thirteen. It started with acne that showed up on my face. It was very annoying. It lowered my self-esteem and I was embarrassed to come out of my house and play with friends.

Fortunately, my Mum gave me a good medicine. In three weeks, the acnes started to vanish although those showed some black spots in my face.

That was my bad experience with adolescence, though there were still lots of good experience too.

Practice

4

Write a recount text, use the following questions to guide you.

1. What happened during your adolescence period?
2. Did you have a memorable experience?
3. Do you like the changes during adolescence? Why or why not?
4. How do you cope with your adolescence period?
5. If you have second chance, what will you do in your adolescence period?

Practice 5

Observe the timetable below carefully.

Rani's Personal Timetable Monday-Saturday	Sunday
5.30 a.m. - Wake up	6.00 a.m. - Wake up
5.45 - Take a bath	6.30 - Breakfast
6.00 - Breakfast	6.45 - Help Mother (housework)
6.15 - Go to school	9.30 - Visit friend or watch TV
1.00 p.m. - Go home	12.30 - Lunch
2.00 - Do homework or go to library	12.45 - Read newspaper
4.00 - Games or swimming practice	1.30 p.m. - Nap time
6.00 - Television hour	6.00 - Television hour
7.30 - Dinner	7.30 - Dinner
8.00 - Family hour (television, reading, or chatting)	8.00 - Studying
9.00 - Bedtime	9.00 - Bedtime

Practice 6

Study Surya's timetable below.

Surya's Personal Timetable Monday-Saturday	Sunday
5.00 a.m. - Wake up	6.00 a.m. - Wake up
5.35 - Take a bath	6.30 - Breakfast
6.00 - Breakfast	6.45 - Help Mother (housework)
6.30 - Go to school	9.30 - Visit friend or watch TV
2.00 p.m. - Go home	12.30 - Lunch

Practice 7

Write your own timetable of what you usually do every day.

Practice 8

Search for the following words. They appear horizontally, vertically and diagonally.

capable	divert
change	learned
trustworthy	manhood
skillful	behaviour
cheerful	unable
voice	reliable
adolescence	interest
childhood	

L	E	A	R	N	E	D	S	R	T	I	V	O	I	C	E
A	D	F	U	L	D	I	N	T	E	R	E	S	T	X	E
D	C	H	C	H	E	E	R	F	U	L	A	B	S	L	E
O	H	O	H	I	C	E	V	O	R	D	I	V	E	R	T
L	I	K	A	T	O	O	D	E	C	Y	W	A	B	L	E
E	L	P	N	S	B	V	L	N	A	A	M	O	B	D	I
S	D	L	G	H	N	B	D	L	P	K	M	O	P	L	S
C	H	B	E	H	A	V	I	O	U	R	A	D	S	T	E
E	O	B	C	N	P	D	M	O	U	V	I	N	I	H	T
N	O	E	U	O	M	A	N	H	O	O	D	S	A	Y	S
C	D	N	K	T	T	R	U	S	T	W	O	R	T	H	Y
E	S	E	R	T	I	C	A	P	A	B	L	E	B	E	N

Enrich Your Knowledge

Read the excerpt from a diary below.

Bandung, May 3, 2008

Dear Diary,

I had a bad experience this morning. I had just celebrated my 15th birthday yesterday. The party was very good. When I woke up this morning, I felt very happy about the party.

I got on with my usual morning activities and went to school. When I arrived at school and entered my classroom, everybody was looking at me. I wondered, "why are they looking at me?"

I didn't think about it much, so I sat in my usual chair. Suddenly, all of my friends were laughing. They were pointing at my face. I felt very embarrassed so I ran to the rest room. There was a mirror there. I looked to the mirror to find out why. I was surprised to see a big red pimple on my forehead. My classmates were laughing at me because I looked like an Indian actress. I had never had pimple before, so the whole day I had to cover my forehead with a head band.

This is a diary in the form of recount. It is almost similar to a narrative text. But recount is usually shorter. Now write your own diary excerpt about an event that you never forget. It could be a sad story, funny story, or an amazing experience. Use these following questions to help you.

1. When did the event happen?
2. Describe the event from the beginning to the end:
 - How did the event happen?
 - How did you feel?
 - How did you cope with that?
3. What consequences of the event did you feel after it happened?

Learning Essential

- Language Function
 - ▶ Asking for approval
 - Is that all right?
 - Do you think ... ?
 - ▶ Refusing and giving permission
 - Yes, certainly
 - I'm afraid I can't let you stay until night
 - ▶ Expressions to invite others
 - Would you like to ... ?
 - Shall we ... ?
- Genre of text: Recount
 - ▶ Social function :
 - to give the audience a description of what occurred and when it occurred
 - to retell events for the purpose of informing or entertaining
 - ▶ Generic structure:
 - orientation: the setting and introduce participants
 - events in time order: tell what happened, in what sequence
 - reorientation: optional-closure of events/ending
Two days ago, I was walking in the park by myself. Suddenly I heard a noise behind some bushes....
- Grammar: WH-Questions
Example:
 - *Who* ate the apple?
 - *Whom* did you meet at the post office this morning?.
 - *What* made you cry?
 - *When* did you see him?
 - *Where* did you buy the dress?

Learning Review

After studying all subjects in this chapter, answer the following questions.

1. What have you learnt in this chapter?
2. What will you say to invite your friend to come to your birthday party?
3. What do you say if someone invites you and you want to accept the invitation?
4. What do you say if someone invites you but you cannot accept the invitation?
5. What will you say if you want to congratulate someone?
6. What will you say if you want to compliment someone?

If you find some difficulties while answering the questions, you can learn the subjects once more or you may consult your teacher.

Exercise of Chapters 1-3

A. Choose either a, b, c, or d for the correct answer. Questions 1 to 8 are based on Text 1.

Text 1

Octopus

The Octopus is a sea animal with eight powerful feet which it uses as hands. These are called tentacles. The word "Octopus" comes from two greek words that mean "eight feet".

The octopus, the squid and the cuttlefish belong to the same family that has no outside shells. Their bodies are covered entirely with skin. Therefore the body of an octopus is soft. It looks like a big balloon. A fully-grown octopus can be as large as 8,5 metres from the tip of one tentacles to the tip of another. It can weigh as much as 45 kilograms.

Besides using its tentacles to catch small fish, sea plants, crab and lobsters, the octopus also uses them against its enemies. The octopus wraps its tentacles around the victim and squeezes it before eating it.

The octopus escapes from its enemies by giving out a thick dark fluid to darken the water. It can also change the colour of its body to match its surroundings. It hides from its enemies by doing this.

Adapted From: Target UPSR Citra Pintar Bahasa Inggris

- Which group of sea creatures belongs to the same family _____.
 - fish, octopus and crab
 - squid, crab and octopus
 - crab, cuttlefish and squid
 - cuttlefish, octopus and squid
- How much a fully-grown octopus can weigh?
 - 35 kilograms.
 - 40 kilograms.
 - 45 kilograms.
 - 55 kilograms.
- How does the octopus hunt for food?
 - It uses colours.
 - It uses its teeth.
 - It uses magic colour.
 - It uses its tentacles.
- Before the octopus eats its victim it _____.
 - changes the colour of its body
 - realises a thick dark fluid
 - plays with
 - squeezes it
- How large a fully-grown octopus can be from the tip of one tentacle to the tip of another?
 - 6,5 metres.
 - 7,5 metres.
 - 8,5 metres.
 - 9,5 metres.
- What does the word "octopus" mean in Greek?
 - Monster.
 - Fish.
 - Dark water.
 - Eight feet.
- The word *them* in paragraph 3 refers to the octopus's _____.
 - teeth
 - enemies
 - tentacles
 - lobsters
- What does the octopus do to escape from its enemy?
 - It runs.
 - It gives out a thick dark fluid to darken the water.
 - It swims.
 - It stings the enemies.
- Mira _____ a book.
 - read
 - reads
 - is read
 - was read

10. The birds _____ into the sky.
 a. fly c. is fly
 b. flies d. was read
11. I _____ a mango tree in my yard.
 a. has c. are having
 b. have d. is having
12. She _____ at me.
 a. smile c. is smile
 b. smiles d. is smiles
13. The cat _____ all the plates on the table.
 a. break c. is break
 b. breaks d. are break
14. Andi does not _____ to sing.
 a. like c. to like
 b. likes d. is like
15. They are Japanese. They _____ speak Spanish well.
 a. do c. do not
 b. does d. does not
16. What are botanical gardens? They are large, landscaped parks where _____ are grown.
 a. trees c. plants
 b. shrubs d. vegetables
17. What are botanical gardens used for? All the answers are correct, except _____.
 a. for camping
 b. for scientific researches
 c. for scientific purposes
 d. for public display
18. What are most of the plants labelled with? All the answers are correct, except _____.
 a. with their scientific names
 b. with their popular names
 c. with their unfamiliar names
 d. with their familiar names
19. What is a bench? It is a/an _____ made of wood or stone.
 a. round seat
 b. equilateral seat
 c. short seat
 d. long seat
20. What is a greenhouse? It is a long, low building made of _____ and artificially heated.
 a. stone c. bricks
 b. glass d. wood
21. The delicate plants are cultivated. One of the following is not the meaning of *delicate*
 a. fine. c. tender.
 b. soft. d. harsh.
22. Where is the Royal Botanic Garden at Kew?
 a. In Europe.
 b. In England.
 c. In West Europe.
 d. In East Europe.
23. Where is the botanical garden in West Java?
 a. Bandung Botanical Garden.
 b. Bogor Botanical Garden.
 c. Sukabumi Botanical Garden.
 d. Lembang Botanical Garden.

Questions 16 to 23 are based on the following Text 2.

Text 2

Botanical Garden

I went to a botanical garden. It was large, landscaped parks where plants were grown for scientific purposes and for public display. People could stroll down flowers bordered paths or sat on benches and admired the beautiful plants. Most of the plants were labelled with their popular as well as their scientific names.

In greenhouses, long, low buildings made of glass and artificially heated; the more delicate plants were cultivated.

One of the greatest botanical gardens in the world today is the Royal Botanic Garden at Kew, England. It is commonly known as Kew Gardens. One of the largest botanical gardens in the United States is the New York Botanical Gardens, Bronx, New York, which contains 13,000 species varieties of plants.

24. A chimpanzee is an African ape. It is _____ than a gorilla.
 a. taller c. bigger
 b. shorter d. smaller
25. _____ moon is so bright.
 a. a c. it
 b. an d. the
26. There is _____ new kid in class. His name is Edi.
 a. a c. the
 b. an d. some
27. I do not like that shirt. _____ model is old fashioned.
 a. The c. That
 b. It d. A
28. An octopus _____ eight foot.
 a. have c. had
 b. has d. is have
29. A rafflesia flower _____ not smell good.
 a. do c. is
 b. does d. are
30. Would you like to come to my party tonight?
 a. It does not matter.
 b. No, I disagree about that.
 c. Well done.
 d. I would love to.
31. Dela : _____ our new teacher?
 Andi : I think she is a very good teacher. She is very nice and explains the lessons very well.
 a. Have you seen
 b. Do you like
 c. May I have
 d. What do you think about
32. Leo : Mum, I have won the chess competition.
 Mother : _____.
 a. Of course
 b. Sure
 c. Congratulations
 d. I'm sorry
33. Nana : _____ another cup of tea, please?
 Waitres : Yes, of course.
 a. Do you think
 b. Would you
 c. Can you
 d. May I have
34. The person _____ you met this morning was my uncle.
 a. who c. that
 b. whom d. which
35. Ucok : _____ do you live, Putra?
 Putra : I live at Salon Makmur Sentosa No. 62.
 a. Why c. When
 b. Who d. Where
36. Alan : _____ did you see in that house last night?
 Mike : I saw a shadow there.
 a. What c. Whom
 b. Who d. Where
37. Donita : _____ will you come to my house?
 Dikdik : At 7 p.m.
 a. Who c. When
 b. Why d. Where
38. Elsa : _____ did eat my apple on the table?
 Keke : I did.
 a. Where c. Whom
 b. Who d. What
39. Snakes _____ not have legs.
 a. do c. did
 b. does d. done
40. _____ sky is blue.
 a. A c. Which
 b. An d. The

B. Make questions. Use the words or phrases in the brackets.

1. The housemaid has dropped two of my dinner-plates. (How many)
2. The children are clapping their hands. (What)
3. Benjamin found his book yesterday. (When)
4. His father became a mayor in 1998. (In what year)
5. My brother saw Andi at the hospital. (Where)

C. Change the following statements into questions asking about the words printed in italics.

6. *Mother* has taken the magazine.
7. *That* one is better.
8. *Sandy* wants to stay here.
9. I am looking for *my pen*.
10. She likes it *because it tastes nice*.

Chapter 4



Source: pravstalk.com

A Friend in Need Is a Friend Indeed

Materials You Are Going to Learn in This Chapter

Listening

- Listening to the expressions for asking, giving, and declining opinions
- Listening to the expressions for asking, offering, giving, and rejecting things or something
- Listening to a narrative text

Speaking

- Asking, giving, and declining opinions
- Asking and giving agreement
- Asking, giving, and rejecting help
- Asking, offering, giving, and rejecting an item
- Responding to a statement
- Responding to a narrative text
- Responding to a short functional text in the form of brochure

Reading

- Reading aloud a narrative text
- Identifying characteristics of a narrative text

Writing

- Writing a narrative text
- Writing characteristics of a narrative text

Listening

In this section, you will learn how to:

- listen to the expressions for asking, giving, and declining opinions;
- listen to the expressions for asking, offering, giving, and rejecting things or something;
- listen a narrative text.

After learning the lesson in this section, you are expected to be able to:

- listen and respond to the expressions for asking, giving, and declining opinions; listen and respond to the expressions for asking, offering, giving, and rejecting things or something;
- listen and give responses to a narrative text.

Practice

1

Answer these questions orally.

1. What do you say when someone asks your opinion and you have something to say about it?
2. What do you say when someone asks your opinion and you don't know what to say about it?

Practice

2

Listen to the dialogues from the tape. Then fill in the blanks.

1. Eric : Morning, Susan.
Susan : Morning, how are you today, Eric?
Eric : Oh, ¹ _____. You?
Susan : I'm fine too.
Eric : Susan, have you finished your homework? ² _____. ?
Susan : Yeah, I've done it. It's ³ _____. though.
2. Anton : Hi, Eric.
Eric : Hi, Anton.
Anton : Have you read the latest Harry Potter? ⁴ _____. *Harry Potter novels are very exciting.* How about you?
Eric : *I don't think so. I think* ⁵ _____ .
3. Father : Anton, come here a minute.
Anton : Yes, Dad, what is it?
Father : What do you say if we go to the bookstore tomorrow to buy some story books?
Anton : *I think it's* ⁶ _____ , Dad!

Practice 3

Work with your partner. Listen to what will your friend is going to say below and give your response. Then take turn.

1. Your friend : What is your opinion about Indonesian teenagers nowadays?
You :
2. Your friend : What do you think of Indonesian movies today?
You :
3. Your friend : What do you feel if someone lies to you?
You :
4. Your friend : Do you think this jacket is good?
You :
5. Your friend : The damage of our forest is getting worse, don't you think?
You :
6. Your friend : What is your view about studying abroad?
You :

Speech Act

You can use these expressions to ask for an opinion.

- What do you think of ...?
- What are your views ...?
- What are your feelings about ...?
- Excuse me, Madam. What do you feel about...?
- I'd be grateful to have your view/opinion on

You can use these expressions to give an opinion.

- I think
- In my opinion
- My own view of the matter of the problem is

You can use these expressions to decline an opinion:

- Well, I'm thinking the opposite way
- I don't think so. To my mind
- If I may say so,

Informal

Formal

(to older people or a stranger)

Informal

Formal

(to older people or a stranger)

Practice 4

Answer the questions orally.

1. What do you say when you ask someone to do something?
2. What do you say when someone asks you to do something?
3. What do you say when you refuse to do what someone asks you to do?

Practice 5

Study the following dialogue.

- Erna : Where do you go, Fandi?
 Fandi : Oh, hi Erna. I'm going to the bookstore.
 Erna : I see. Is there any books that you interest with?
 Fandi : Yes. I'm looking for the last series of Harry Potter. I can't wait to have it.
 Erna : Oh, Harry Potter. Actually I have that one. *Maybe you want to borrow it from me?*
 Fandi : *Thanks a lot, Erna. But I'd like to have it myself.* So I must buy it.
 Erna : Oh, sure. All right, I get to go. Bye.
 Fandi : Bye, Erna.

Practice 6

Work with your partner. Listen to the dialogue from the tape. Then, fill in the blanks so you can practise it.

Ida and Uni are walking home from school.

- Ida : It's very ¹ _____ today, isn't it?
 Uni : Yeah, it is. I wish I had a can of ² _____ coke now.
 Ida : Yeah, me too. Ups, here is my ³ _____. Would you like to come in?
 Uni : ⁴ _____, thanks very much.
 Ida : Please, ⁵ _____ Uni.
 Uni : Thanks, Ida. Wow. It's ⁶ _____ and ⁷ _____ here.
 Ida : I've turned on the ⁸ _____. Anyway, would you like something to drink?
 Uni : Anything would be fine, as long as it is cold.

Speech Act

To ask for things, you could use these expressions.

- Can I have ...?
- Would you be so kind to give me ...?

To offer things, you could use these expressions.

- Will you have ...?
- Do you want ...?
- Would you like ...?

To give things or something to someone, you could use these expressions.

- Take this
- Let me give you

Informal —
 Formal —
 (to older people or a stranger)

Informal —
 Formal —
 (to older people or a stranger)

To reject things or something, you could use these expressions.

- No, thank you.
- That's very kind, but I won't, thank you.

Practice 7

Look at the picture. Then, answer the questions.

New

Horizon


FRIENDSHIP



Stands for:

F aithful
R eliable
I nteresting
E verlasting
N ice
D ifferent
S haring
H elpful
I ncredible
P olite

Source: www.friendship.com



Source: *Story a day*, 1983


1. What do you think on the picture tells you about?
2. Is it a legend, myth, or fabel?
3. Where do you think the story happened?

Practice 8

Listen to a short story from the tape and fill in the blanks.

The Two Friends and the Bear

John and James were two friends who were crossing a ¹ _____. Suddenly, they hit a huge black ² _____. Imagine how terrified they were. They tried to run but the bear ³ _____ them. ⁴ _____ managed to climb up into a tree but, ⁵ _____ fell to the ground and pretended to be dead. He knew that a bear will only attack something if it is ⁶ _____.



The bear ⁷_____ him all over, while the man tried to hold his breath as best he could, hoping that the animal would not discover the pretence. Finally, the bear must have thought that the man really was ⁸_____.

Finally, the danger over, John came down from the tree and asked his friend, "Well, what did the bear ⁹_____ into your ear?". The bear ¹⁰_____, "It would be good if you fell from the tree and pretended to be dead with me!"

Adapted from: *366 and More Fairy Tales*, 1990

Practice 9

New Horizon

Coca-cola is a carbonated soft drink sold in stores, restaurants and vending machines in more than 200 countries. It is produced by the coca-cola company and is often referred to simply as Coke. The first coca-cola recipe was invented in Columbus, Georgia at a drugstore by John Stith Pemberton.

Pemberton claimed coca-cola cured many diseases, including morphine addiction, dyspepsia, neurasthenia, headache and impotence. When launched coca-cola's two key ingredients were cocaine and caffeine. The cocaine was derived from the coca leave and the caffeine from Kola nuts-coca-cola (the 'K' in Kola was replaced with 'C' for marketing purposes).

Taken from: en.wikipedia.org

Listen to your teacher carefully. Then, decide whether the following statements are true (T) or false (F).

1. John and James were two friends.
2. They hit a huge stone in the mountain.
3. They tried to run but the bear chased them.
4. John fell to the ground.
5. James pretended to be dead.
6. The bear smelled the stone.

Pronounce It!

1. live : /lɪv/
2. friend : /frend/
3. rich : /rɪtʃ/
4. catch : /kætʃ/
5. invitation : /ɪnvɪ'teɪʃn/

UN Challenge

Answer the following question by choosing a, b, c or d based on the text.

- X : I want to take my pill. _____
- Y : Sure! A minute, please.
- a. Do you want some?
 - b. Can you get me a glass of water, please?
 - c. Can you take me to the doctor, please?
 - d. Will you buy it for me, please?

Taken from *Ujian Nasional Bahasa Inggris*, 2003

Speaking

In this section, you will learn how to:

- express the expressions for asking, giving, and disagreeing with opinions;
- express the expressions for asking and giving agreement;
- express the expressions for asking, giving, and rejecting a help;
- express the expressions for asking, offering, giving, and rejecting an item;
- express the expressions for responding to a statement;
- retell a narrative text;
- respond to a short functional text in the form of brochure.

After learning the lesson in this section, you are expected to be able to:

- express how to ask, give, and decline opinions correctly;
- express how to give agreement correctly;
- express how to ask, give, and reject help correctly;
- express how to ask, offer, give, and reject an item correctly;
- express how to respond to a statement correctly;
- retell a narrative text correctly;
- understand how to respond to a short functional text in the form of brochure.

Practice 1

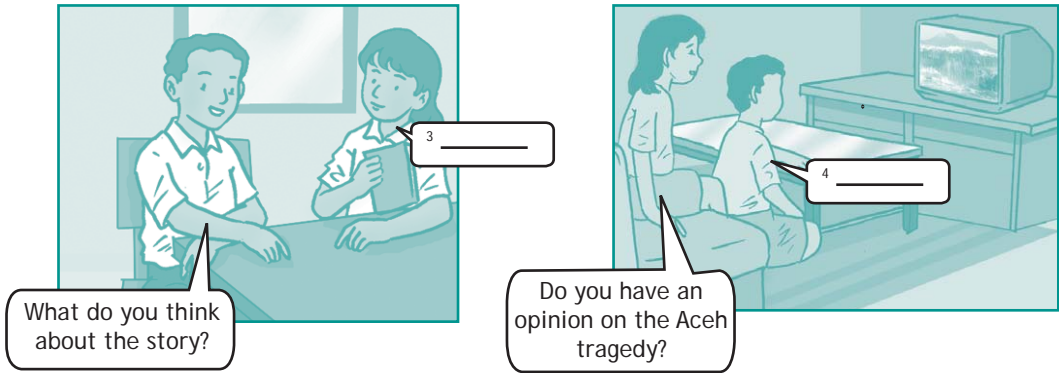
Complete these dialogues with suitable expressions provided.

What's your opinion about using the internet?

1 _____

What do you think about our new friend, Anita?

2 _____



- a. I think it's terrible because it can be dangerous to humans too.
- b. I think she's so beautiful.
- c. I'm sorry, I haven't read it.
- d. I don't know. I hardly ever listen to symphony orchestra.
- e. I think the Internet is very useful.

Practice 2

Role play

Act out the dialogue with your friend. Pay attention to the *italic sentences*.

Maylie : Hi, Maylie. How is it going today?

Alisa : Oh, hi, Maylie. Well, to tell you the truth I'm quite sleepy now.

Maylie : Yeah, I noticed that you have been yawning. *What did you do last night?*

Alisa : I stayed up late last night. I watched a new film on DVD, *Troy*.

Maylie : So, how was it?

Alisa : *It's a cool film.* Brad Pitt was so lovely. How about you? What do you think about it?

Maylie : *I didn't like it. I think it's boring.*

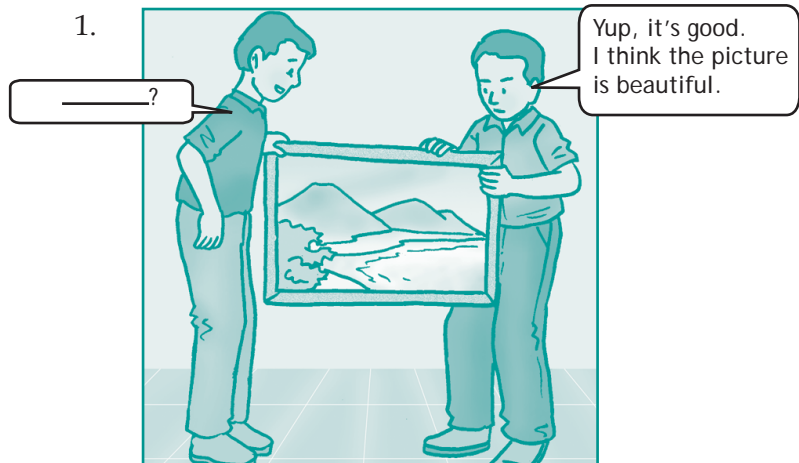
Follow-up Activity

What is your favourite movie? Give your opinion about the movie. Share your favourite movie with your friend and make them interested in watching it. Watching movies together with your friends can be fun.


Practice 3

Complete and practise the following dialogues.

1.




2.



3.



4.



Practice 4

Role play

Act out the following dialogue with your friend. Then, identify the expressions used.

- Ami : It's almost 7 p.m. How about going to the cafe. I'm hungry. Are you?
 Ari : A little bit.
 Ami : Listen! After having our dinner we'll go for a play. Do you agree?
 Ari : Why not? That's a good idea. How about "The East Side Story".
 Ami : Great! I'll treat you.
 Ari : Thanks a lot.

Speech Act

To ask for agreement, you could use these expressions.

- Do you agree?
- Would you agree with ...?
- ..., wouldn't you say?

You can use these expressions to give an agreement.

- That's a good idea.
- Well, that's settled.
- We seem to be saying the same thing.

You can use these expressions to respond to a statement.

- Why not?
- Really?
- How true.

Informal

Formal

(to older people or a stranger)

Informal

Formal

(to older people or a stranger)

Practice 5

Study the following situation carefully.

In the bookstore, you and your friend are discussing which book that you must buy. The followings are some expressions that you and your friend may say.

- Come on, I'm confused. Which book must I buy?
- Don't be so confused. Would you agree if I choose this book?
- Of course not. I can't agree with you. That book is quite expensive.
- What about this one?
- No, I disagree with you. That's not a good book. Some say the author imitates from another book.
- I'm so tired. Just help me to choose, I know you're the expert. But give me one with a reasonable price.

Practice 6

Work in pairs. Compose a good dialogue from the situation in Practice 5 and practise it.

Practice 7

Look at the picture and answer the questions orally.



1. What do you see in the picture?
2. Who needs some help?
3. What does his friend say?
4. What does he say to respond to the offer?

Practice 8

Role play

Act out the dialogue with your friends. Pay attention to the italic sentences.

Nadine, Fitri, and Dara are friends. They are preparing Andre's party.

Nadine : *Fitri, please go to the shop and buy a kilo of sugar.*
We have to bake a cake for Andre's party.

Fitri : *Please wait.* Let me shut down my computer first.

Nadine : *Dara, Can you take thirty plates from the cupboard?*

Dara : *Sure,* Do you want the pink plates, the blue plates, or the purple plates?

Nadine : Take the pink and the purple plates.

Dara : Do you want some forks and spoons?

Nadine : *Yes, Please.*

Dara : You're busy baking the cake, Nadine. *Can I help you?*

Nadine : No, thanks. It's almost done.

Speech Act

You can use these expressions to ask for a help.

- Informal —• Can you help me?
- Formal —• Would you mind if I ask your help to
- (to older people or a stranger) —• I do apologize, but would you kindly helping me to ...? (do something)

You can use these expressions to offer help.

- Informal —• What can I do to help ...?
- Formal —• May I help you?
- (to older people or a stranger) —• May I be assistance?

You can use these expressions to give help to someone.

- Informal —• Let me
- Formal —• You look like you could do with some help
- (to older people or a stranger)

You can use these expressions to decline someone's help.

- No, thanks.
- That's very kind of you, but

To ask for an item, you could use these expressions.

- Can I have ...?
- Would you be so kind to give me ...?

Practice 9

Give your response to the following situations.


1. Mr Hasibuan : Excuse, me. Could you be kindly helping me with this heavy bag?
(You say you will be glad to help)
2. Desry : Can I help you taking that books upstairs?
(You refuse Desry's help politely)
3. Mrs Trihatmojo : Young man, can you show me the way to the travel agency?
(You say you will help her until she reaches the travel agency)
4. Your sister : Let me help you to cook that vegetables.
(You accept your sister's help with pleasure)

Practice 10

Work in pairs. Make a dialogue using the expression of asking, giving and refusing a help and practise them in front of the class.

Practice 11

Look at the picture. Then, answer these questions orally.



Source: 50 Bedtime Stories, 2002

1. What is in the picture?
2. Have you ever read a story about them?
3. What other stories have you read?

Practice 12

Read the following text with good pronunciation.

Buggy Races

Once upon a time there lived two best friends, the hare and the tortoise. They liked to race against each other, but the hare always won.

One day, the hare asked the tortoise to race down to the beach. The tortoise refused, he said that he will lose anyway. The hare replied in a kind voice that he felt sorry about it.

But the next day, the hare found a way to race the tortoise that would be fair and lots of fun too. He asked the tortoise to come with him. The tortoise was slowly plodding over the sandhill towards the beach. Now the two friends can race against each other all day and something tells me that the tortoise might win this time.

Adapted from 50 Bedtime Stories, 2002

Practice 13

Retell the story about the hare and the tortoise in your own words. Some questions below will help you.

1. Who were the two friends?
2. What did the hare ask the tortoise?
3. What happened next?
4. How did the hare find a way to race?
5. How was the end of the story?

Practice 14

Work with your partner. Find the Indonesian translations for these words and spell them out. Use a dictionary to help you.

1. best (adj)
2. race (n)
3. always (adv)
4. win (v)
5. beach (n)
6. refused (v)
7. lose (adj)
8. sorry (adj)

Practice 15

Retell your favourite story to your friend.

Practice 16

Look and study the following brochure and dialogue.

Favourite stories

Good news for bookworms.
Pay only Rp300,000 for a set of
story books in English and
Bahasa Indonesia.



All books written by
our internal writers.
If you buy now, you get 10%
discount on your purchases!
Don't miss this fantastic offer!



Source: CD Images

Famous Fables

Don't miss this great offer!

A set of the most read children's stories written by
both local and foreign writers.

Get fifteen books for only Rp400,000.

Available at all bookstores.

Dad : Have you decided, which set of books you want to buy?

Didi : Both sets look interesting. *Famous Fables* are written in English while *Favourite Stories* are written in both languages.

Dad : You get a set of twelve books for Rp300,000 when you buy *Favourite Stories*.

Didi : But if I buy *Famous Fables*, I can get a discount on my next purchase.


Practice 17

Fill in the blanks to help Didi choosing a set of books.

	Favourite Stories	Famous Fables
Price	¹ _____	Rp400,000
Writers	Local	² _____
Offer	10% discount	³ _____

Practice 18

Write a paragraph about the book you want to buy. Then share it with your friend in front of the class. Which set of books would you buy? Give reasons based on the following points.



Source: www.iselo.com

- a. price
- b. number of books
- c. writers
- d. offer

I would choose _____ because _____

Reading

In this section, you will learn how to:

- read a narrative text;
- identify the structure of a narrative text.

After learning the lesson in this section, you are expected to be able to:

- read and understand the structure of a narrative text

Practice 1

Answer the following questions orally.



You can make friends over the Internet. Just log on to this web site:
www.friendster.com



Source: maspaulus.files.wordpress.com

1. Do you have a best friend?
2. What kind of friend do you want to have?
3. What is your best friend like?

Practice 2

Match the words in column A with their meanings in column B.

A	B
1. kind	a. friendly to others
2. adore	b. like very much
3. servant	c. people with of the highest social class
4. aristocrat	d. unexpectedly; all of a sudden

- | | |
|--------------|--|
| 5. suddenly | e. cannot move or escape |
| 6. trapped | f. cause to do something by discussion |
| 7. persuaded | g. recommend to do something |
| 8. urge | h. move quietly and secretly |
| 9. sneak | i. big explosion |
| 10. blast | j. person who works in a household for wages |

Practice

5

Read the following text aloud.

The Prince and His Best Friends



orientation

Once upon a time, there lived a kind young prince named Jonathan. He was loved, and adored by his people. His two close friends were Peter Piper, the servant of the palace and Franklin Greedy, the son of an Aristocrat.

complication

One day, The Prince, Peter Piper, and Franklin Greedy were walking through the forest. Suddenly a group of bandits attacked the three boys near an old house. They entered the old house and blockaded the gate and doors. The three boys were trapped inside the house.

resolution

Franklin was very terrified and asked the Prince to surrender immediately, but Peter was not afraid. He urged and supported the Prince not to give up. The Prince decided not to surrender because he realised that he would become a hostage for the bandits to ask for ransom to his father, but Franklin was scared and wanted to make a deal, it made Peter suspicious about Franklin's behaviour. So he quietly made up a plan for him and the Prince to escape.

Early at dawn, Franklin opened the front gate and unlocked the doors. The bandits entered the house in search of the Prince. When they came to the room where the Prince was supposed to be sleeping, no one was there. Suddenly they heard a horse running outside the house and saw over the window that Peter Piper and the Prince were riding away on one of the bandit's horses.

It turns out, Peter Piper sneaked out of the house and waited in the yard, while the Prince was hiding behind the house. The bandits were very angry at Franklin and took him with them while the Prince and Peter went safely going back to the Capital.

Note

A narrative text is an imaginative story to entertain people.

Practice 6

Work with your partner. Ask your partner these questions.

1. What is the meaning of friendship to you?
2. What would you do if your friend betrays you?
3. What would you do if one of your friends was in trouble?

Practice 7

Answer the following questions based on the story in Practice 5.

1. What kind of person was Prince Jonathan?
2. Who were Prince Jonathan's friends?
3. What happened when the Prince and his two friends were walking in the forest?

4. Why did Franklin try to persuade the Prince to surrender?
5. What did Peter Piper do when Franklin tried to persuade the Prince to surrender?
6. Why did Franklin sneak out to meet the bandits' leader?
7. Did the Prince manage to escape from the bandits? How?
8. After you read the story, what did you think of the Prince's friends?

Practice 8

Decide whether these statements are true (T) or false (F).

1. The young Prince was hated by his people.
2. The young Prince was kind to others.
3. The Prince had two best friends.
4. Both of the Prince's friends were rich people.
5. When the bandits attacked, they hurried back to the castle.
6. The Prince and his friends hid in an old house.
7. The Prince didn't want to surrender.
8. Franklin made an agreement with the bandits.
9. The bandits managed to enter the house by breaking the front door.
10. The Prince and Peter managed to escape but Franklin didn't.

Practice 9

Complete this paragraph with the past tense of the verbs in the box.

rob

happen

finish

walk

grab

scream

push

take

escape

Once upon a time, two bandits ¹ _____ an old lady. The robbery ² _____ near the old bridge over the river. The old lady ³ _____ shopping and ⁴ _____ toward the bridge. When she was near the bridge, two bandits ⁵ _____ toward her and ⁶ _____ her purse. She ⁷ _____, and they ⁸ _____ it. Then, they ⁹ _____ through the forest.

Practice 10

Find the words that go together.

- | | |
|---------------|------------------|
| 1. to knock | a. one's word |
| 2. to iron | b. a club |
| 3. to keep | c. a play |
| 4. to join | d. clothes |
| 5. to perform | e. at the door |
| 6. to play | f. in love |
| 7. to accept | g. bread |
| 8. to be | h. an instrument |
| 9. to bake | i. the questions |
| 10. to answer | j. an invitation |

Grammar Stage

Simple Past Tense: Regular Verbs

- Simple Past Tense is used to describe an event that happened and ended in the past.
- Regular verbs form their past tense by adding *-d* or *-ed* to the base form.

Observe the following examples.

- Mantu *lived* in a village deep in the jungle.
- They *moved* to a bigger house.
- We *loved* him very much.

The form of simple Past Tense is:

Subject + Verb (-ed) + Object

Practice 11

Change the following regular verbs into their past forms.

1. lie
2. describe
3. cry
4. try
5. stop
6. prefer
7. like
8. control
9. manage
10. look

Practice 12

Change the words in the brackets into simple past form.

1. I (stay) there for an hour.
2. The singer (sing) five new songs at the concert last week.
3. My sister (have) four Barbie dolls. But now she has none.
4. AC Milan (win) the Champions League in 2003.
5. Mother (buy) me a new pair of shoes.
6. Mr Hartawan (become) the president of the company when he was 25 years old.

Writing

In this section, you will learn how to:

- write a good narrative text;
- write the characteristics of narrative text.

After learning the lesson in this section, you are expected to be able to:

- write a good narrative text correctly;
- write the characteristics of narrative text correctly.

Practice 1

Answer the following questions.

1. Have you ever written a story?
2. Have you ever tried to write a story in English?

Practice 2

Read the following story.

Mantu's Little Elephant



Source: *50 Bedtime Stories*, 2002

orientation

Little Mantu lived in a village deep in the jungle where elephants helped the men with their work. These elephants were so big and strong. They could lift up the heaviest logs with their trunks and toss them high in the air.

complication

Now, Mantu had an elephant of his very own. His name was Opie. He was just a baby and Mantu loved him very much. Mantu whispered to Opie's ear that someday he would become the biggest, strongest and bravest elephant in the jungle. The other elephants heard this. They began to laugh and made rude noises with their trunks. "We're so big and tall, but you're so small. You're nothing at all," said one of the big elephants.

resolution

Mantu looked up at the huge elephant with a mischievous glint in his eye. "You're so tall and can see far away. We can see what is happening down here in the jungle. In fact, we would be the first to see any slithering snakes that may be a danger." After hearing the word snakes, the elephants screeched and off they went thundering in fright.

"Did I say there were snakes?" giggled Mantu. "No, I don't think so," smiled Opie. Mantu then climbed upon his little friend's back and went home to the village to tell everyone about the foolish elephants.

Adapted from: 50 Bedtime Stories, 2002

New Horizon

Narrative is to amuse, entertain and to deal with an actual or vicarious experience in different ways. Narrative deals with problematic events which lead to a crisis or turning point of some kind, which in turn finds a resolution.

Note

Orientation

It is about the opening paragraph where the characters of the story are introduced.

Example : *Little Mantu lived in a village deep in the jungle where elephants helped the men with their work.*

Complication

Where the problems in the story developed.

Example : *Now, Mantu had an elephant of his very own. His name was Opie.*

Resolution

Where the problems in the story is solved.

Example : *Mantu then climbed upon his little friend's back and went home to the village.*

Practice 3

Answer the following questions.

1. Where did Little Mantu live?
2. Who was his best friend?
3. What did Mantu whisper in Opie's ear?
4. What made the huge elephant run away?

Practice 4

Rewrite the story in Practice 2 with your own words. Share it with the class.

Practice 5

Arrange these paragraphs into a good story.

The Singer and the Dolphin



Source: *366 Fairy Tales and More*, 1990

New Horizon

These are some tips on being a good friend.

1. Treat your friends the way you want to be treated.
2. Keep secrets that are told to you.
3. Pay attention when your friend is talking.
4. Keep your promises.
5. Share things with your friend.

Source: www.friendship.com

- a. Arion did not put up a struggle; instead he asked only that he be allowed to sing one last song. His wish was granted and the sailors were so enchanted by his voice that they were hardly aware of what happened next. At the first notes of his song, a dolphin swam alongside, attracted by the beautiful music. Immediately Arion jumped overboard onto the dolphin's back and was carried back across the sea.
- b. In memory of this event, a statue, of a young man on the back of a dolphin, was erected in the port of Corinth. This statue is still there today.
- c. Arion was one of the most famous singers in the ancient world. On one occasion he won an important festival in Sicily, and as his prize he received so many jewels and golden cups that he was obliged to hire a ship to carry them all home to Corinth.
- d. When the ship finally reached port in Corinth, the wicked sailors began to tell everyone that there had been a storm, during which the famous singer had been lost at sea. They were struck dumb with amazement, however, when Arion arrived with a company of soldiers to arrest them.
- e. Unfortunately, this huge treasure made the sailors very jealous, and in order to have it for themselves, they attacked the singer and were about to throw him overboard.

Practice 6

Work in pairs and study the following picture. Write a narrative story that is suitable for the picture.



Source: mysparkling.files.wordpress.com

Practice 7

Write a narrative story of your own. Use the following clues to help you.

1. Decide where the story is begun.
2. Create some characters for good and bad side.
3. Create the story conflict.
4. Give the solution how the story is ended.

Practice 8

Retell the story you have arranged with your own words. Share it with your friends.

Enrich Your Knowledge



Source: [ajiedyary.files.wordpress](http://ajiedyary.files.wordpress.com)

The Friend Test

Below are three questions that will tell you “what kind of friend you are.” Answer these questions with your friend. Remember that each answer has a point. If you have finished, look at the results part for your score.

After you finish, check your answers on the next page, then match your score with the descriptions given.

1. If your friend tells you a secret that isn't bad but you promised not to tell anyone, do you:
A : tell everyone?
B : keep the promise?
2. If you know your friend is planning to cheat on a test, do you:
A : tell your teacher?
B : let your friend cheat?
C : help your friend study for the test so he/she won't feel he/she needs to cheat?
3. If your friend tells you a secret and it may be dangerous for him/her, do you:
A : tell a trusted adult?
B : keep it a secret?
C : tell your friends?

Result

Check your answer.

1. A = 0 B = 1

2. A = 0 B = -1 C = 1

3. A = 1 B = 0 C = -1

- If your score is **3**. It means that you are a best friend. You know how to act like a true friend. Remember that a *friend in need is a friend indeed*.
- If your score is **2** or **1**. It means that you are merely just a friend because you have some feeling of apathy towards your friend.
- If your score is **0** or **-1**. It means that you have to change yourself, because you don't have any feelings at all towards your friend. Remember if you want to make lots of friends, just treat them the way you want to be treated.

Learning Essential

- Language Function
 - ▶ Offering help
 - What can I do for you?
 - May I help you?
 - ▶ Giving and refusing opinions
 - I think ...
 - In my opinion ...
- Genre of text: Narrative
 - ▶ Social function: To amuse, entertain and to deal with actual or vicarious experiences in different ways.
 - ▶ Generic structure:
 - orientation: sets the scene and introduces the participants
 - evaluation (optional): a step back to evaluate the plight
 - complication: a crisis arises
 - resolution: the crisis is resolved, for better or worse
 - reorientation (optional)
 - Once upon a time there lived two best friends, the hare and the tortoise....*
- Grammar: Simple Past Tense : Regular Verbs
Examples:
 - Mantu *lived* in a village deep in the jungle.
 - They *moved* to a bigger house.

Learning Review

After studying all subjects in this chapter, answer the following questions.

1. What will you say to give an opinion?
2. What will you say if you want to ask for an opinion?
3. What do you say to ask for help?
4. What will you say if you want to give help to someone?
5. What will you say if someone offers you help and you want to reject it?
6. What do you say to ask for an item or something from someone?
7. What do you say to offer an item to someone?
8. What will you say if you want to give an item to someone?
9. What do you say to ask for someone's agreement?
10. What will you say if you want to give an agreement?

If you find some difficulties while answering the questions, you can learn the subjects once more or you may consult your teacher.

Chapter 5



Source: *Stockbyte*

Personal Experience

Materials You Are Going to Learn in This Chapter

Listening

- Listening to the expressions for starting, extending, and ending a conversation on the phone
- Listening to the expressions for giving attention to the speaker
- Listening to a recount text
- Listening to a short functional text in the form of diary

Speaking

- Responding to a recount text
- Starting, extending, and ending a conversation on the phone
- Giving attention to the speaker

Reading

- Reading aloud a recount text
- Identifying characteristic of a recount text

Writing

- Writing a recount text
- Writing a short functional text in the form of letter

Listening

In this section, you will learn how to:

- listen to the expressions for starting, extending, and ending a conversation on the phone;
- listen to the expressions for giving attention to the speaker;
- listen a recount text;
- listen a short functional text in the form of diary.

After learning the lesson in this section, you are expected to be able to:

- listen to the expressions for starting, extending, and ending a conversation on the phone;
- listen to the expressions for giving attention to the speaker;
- listen a recount text.

Practice

1

Answer these questions.

1. What will you say to start a conversation?
2. If your friend looks sick, what do you say to show your attention?

Practice

2

Listen to the dialogue from the tape and fill in the blanks.

Saskia is seeing her doctor to talk about her condition.

Saskia : Good afternoon, Doctor.

Doctor : ¹ _____, Saskia. Please sit down. Tell me what's your problem?

Saskia : Well, it ² _____ yesterday, Doctor. I had a fever and headache all day.

Doctor : OK, let me ³ _____ you first.

(After a while ...)

Saskia : So, doctor, how is it?

Doctor : It's ⁴ _____ serious. You've caught a cold. I suggest you to take a rest tomorrow and don't drink some cold ⁵ _____. You may not eat fried food also for a while.

Saskia : All right, Doctor. Whatever you say.

Practice 3

Work with your partners. Identify the expressions of giving advice in the dialogue in Practice 2.

Pronounce It!

1. start : /stɑ:t/
2. yesterday : /'jestədeɪ/
3. fever : /'fi:və(r)/
4. examine : /ɪg'zæmɪn/
5. medicine : /'medsɪn/

Practice 4

Work with your partner. Look at the picture, then, answer these questions.



1. Where do you think the boy in the picture is?
2. What happened to the boy?
3. What treatment does he have?

Practice 5

Listen to your teacher reading the following dialogue.

- Eric : Hello.
Andre : Hello. May I speak to Eric?
Eric : This is Eric. Who's speaking?
Andre : This is Andre. I just want to tell you that I can't go the bookstore with you today.
Eric : Hold on. Tell me what's wrong?
Andre : Well, my brother is being treated in the hospital for dengue fever. So I have to stay in the hospital today.
Eric : Oh I'm sorry to hear that. I hope your brother will get well soon.
Andre : Thanks, Eric. I hope so.

Practice 6

Listen to some questions from the tape about the dialogue in Practice 5.

Practice 7

Listen to your teacher reading a text. Work with your partner to complete the text.

My name is Andre. I am fourteen years old. I have a little brother. His name is Andy. He is four years younger than me. Two days ago Andy had a ¹ _____. My mother tried to lower the fever by giving him some ² _____. However, the next day, his fever had still not gone down. So she took Andy to the ³ _____. In the hospital, the doctor ⁴ _____ Andy. Then he said that Andy had ⁵ _____. My mother was very worried, my father tried to calm her down because Andy's ⁶ _____ was not very bad. "There is still hope," said the doctor to my mother. Every day, the doctor ⁷ _____ Andy and gave him the proper ⁸ _____ and medicine.

Finally a week after, Andy's fever had gone down. The doctor told us that the critical time had passed and Andy could go home as soon as possible.

Practice 8

Listen to the text in Practice 7 once again. Then, answer these questions.

1. How old is Andre?
2. What is Andre's little brother's name?
3. How old is Andy's brother?
4. When did Andy get fever?
5. What did Andy's mother do?
6. What did the doctor say about Andy?
7. What did the doctor do to cure Andy?
8. What do you think we should do to prevent dengue fever?

Practice 9

Listen to your teacher reading Beni's diary.

April 2008

14 Monday. When I got up, I felt ill, I went back to bed. Mum called the doctor. But he couldn't come, because he was ill, too.

15 Tuesday. The doctor came at 11 o'clock. He wrote a prescription for some medicine. Mum bought it in the drugstore. It was horrible. Yuck!

16 Wednesday. Dad bought me a model aeroplane. I read the instructions, but I couldn't make it, because the dog ate the glue. Mum took the dog to the vet. I took my medicine again. Yuck! Yuck!

Practice 10

Listen to some questions about Beni's diary. Then choose a, b, c, or d for the correct answer.

1.
 - a. He was ill.
 - b. He called the doctor.
 - c. He went back to bed.
 - d. His mum came to his house.
2.
 - a. The doctor was away.
 - b. The doctor was sick.
 - c. The doctor was busy.
 - d. The doctor was on the way.

3.
 - a. The doctor wrote a prescription.
 - b. The doctor came to Beni's house.
 - c. The doctor went to the shop.
 - d. The doctor bought him some medicines
4.
 - a. Prescription.
 - b. Spices.
 - c. Medicines.
 - d. Thermometer.
5.
 - a. From his mother.
 - b. From his father.
 - c. From his grandfather.
 - d. From his doctor.

Practice 11

Pay attention to the dialogues. When did they happen according to the Practice 9?

1. Bento : Oh, Mum. I feel ill.
Mum : Go back to bed, then.
2. Mum : Good morning, Doctor.
Doctor : Good morning. Come in.
3. Bento : Don't eat that, you stupid dog!
4. Bento : Where are you going, Mum?
Mum : I'm taking the dog to the vet.
5. Mum : Here you are, Ben. You can make your aeroplane.
Bento : Thanks, Mum.
6. Mum : Come on, Bento. It's good for you.
7. Bento : Mum. Can you write a letter for school, please?

Follow-up Activity

Write your daily activities for the next month in a diary. Write down the interesting things that happen everyday. Share your interesting memories that happen during the in a month with your friends.

Speaking

In this section, you will learn how to:

- retell a recount text;
- use the expressions for starting, extending, and ending a conversation on the phone;
- use the expressions for giving attention to the speaker.

After learning the lesson in this section, you are expected to be able to:

- retell a recount text;
- understand how to start, extend, and end a conversation on the phone;
- understand how to give attention to the speaker.

Practice 1

Role play

Act the dialogues with your friend.

Dialogue 1

Ane : Polo, can you help me, please?

Polo : Sure! What's wrong, Ane? You look sick.

Ane : I've got a headache, and my body feels cold.

Polo : What? Here, I have a thermometer. Let me check your temperature. You have a fever, your temperature is quite high. I suggest you to see a doctor.

Dialogue 2

Yeni : Coky, can you do me a favour, please?

Coky : Of course, what can I do for you?

Yeni : Could you buy some medicine for me? I'm not feeling well.

Coky : I think you've caught cold. Don't worry. I'll buy you some medicine.

Practice 2

Answer the following questions based on the dialogues.

1. What happen to Ane in dialogue 1?
2. What does Polo do for Ane?
3. What does Coky do for Yeni?

Speech Act

These expressions can be used to give attention to someone.

- Informal
- Formal
(to older people or a stranger)
- Tell me what's wrong?
 - I suggest
 - It's okay. Let me (giving help)
 - Don't worry. I'll (giving help)
 - Would you like any help?
 - You look in trouble, may I help you, Sir/Ma'am?

Practice

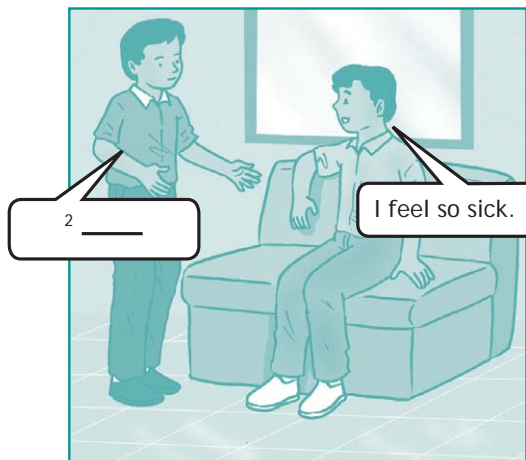
3

Complete these dialogues using your own words.

1. You ask your friend to come inside your home.



2. Your friend feels so sick.



Practice 4

Practise the following monologue.

I went to Rahman's house yesterday to do homework. I went there with Dodi. After finishing the homework, Rahman made *rujak*. Rahman likes spicy food, so he made it very spicy. Actually, I am not used to eating spicy food, but yesterday I could not restrain myself from eating it. The *rujak* was very tasty, although it was spicy. I ate it too much. The next morning I got stomachache and I could not go to school.

Practice 5

Answer the following questions orally.

1. When did the writer go to Rahman's house?
2. Why did the writer go to there?
3. Whom did the writer go with?
4. Who made *rujak*?
5. Why did the writer not go to school the next morning?

Practice 6

Role play

Write your own story about bad experience. Retell it to your friend.

Follow the clues below to start arranging your story.

1. Remember your most unforgettable bad experience in the past.
2. Tell your friend when, where, how it was happened.
3. Tell how you can get through the problem.
4. What was the moral from your bad experience?

Practice 7

Look at the pictures and answer the following questions.



1. What are the two people in the pictures doing?
2. What do you think they say to start the conversation?
3. What do you think they say to end the conversation?

Practice 8

Role play

Act out the following phone conversation with your friend. Pay attention to the expressions in *italics*.

- Mia : Hello
- Yeyen : *Hello, Mia. This is Diane. May I speak to Andre, Please?*
- Mia : I'm sorry but he's gone out. *Would you like to leave a message?*
- Yeyen : Yes. Please tell Viktor that I won't be able to come for taekwondo practice this afternoon. I've sprained my ankle. Please tell him to inform Mr Suroso that I can't have the practice for at least a week.
- Mia : Oh, I'm sorry to hear that. I hope your ankle gets better soon.
- Yeyen : Thank you, Mia.
- Mia : *Hold on, please.* Have you seen a doctor?
- Yeyen : I haven't. I don't think it's that bad.
- Mia : I think you'd better go to the doctor to check your ankle.
- Yeyen : Thanks for the advice, Mia. *See you then. Bye.*
- Mia : You're welcome. *Bye.*

Speech Act

You can use the expressions to start a conversation on phone.

- Hello. This is
- Hello. ... speaking.
- Can I speak to
- May I speak to

You can use the expressions to extend a conversation on phone.

- Hold on, please.
- By the way.
- Furthermore,
- Moreover,

You can use the expressions to end a conversation.

- See you then. Bye.
- I'll call you later.
- All right. See you again, Sir/Ma'am. Thank you very much.

Informal —
Formal —
(to older people or a stranger)

Informal —
Formal —
(to older people or a stranger)

Informal —
Formal —
(to older people or a stranger)

Practice

9

Role play

Work in pairs. Make and practise a phone conversation. Use some of the expressions you have just studied.

Grammar Stage

Study the following example.

Tom has just come back from a music concert. His sister, Nina, asks about the concert.

Nina : Hi, Tom. How was the concert?

Tom : Hi, Nina. Yes, it was great. You should go and see their second performance.

Nina : Wow, really? I'll go and see it then.

Note

Tom gives advice to Nina to go and see the concert. *You should go* means that it would be a good thing to do. We use *should* (do) when we say what we think it is a good thing to do or the right thing to do.

Practice 10

Give the advice to your friends based on the situation given. Use **should** or **shouldn't**.

1. Your friend is always coughing because he drinks ice too much. Advise him to stop drinking ice.
2. Your friend has a bad toothache. Advise him to go to the dentist as soon as possible.

Reading

In this section, you will learn how to:


- read aloud a recount text;
- identify characteristics of a recount text.

After learning the lesson in this section, you are expected to be able to:

- read aloud a recount text correctly;
- identify characteristics of a recount text correctly.

Practice 1

Look at the picture and answer the questions. Discuss with your partner. Then continue to read the following text.



Source: www.sil.si.edu

1. Do you know who Louis Pasteur was?
2. What was his nationality?
3. What did Louis Pasteur do to improve medical science?




Check this web site to get information about health, medicine, and disease:

www.dechacare.com
info-sehat.com


My Personal Experience




Edward Jenner



Robert Koch



Louis Pasteur



Alexander Fleming

Source: www.sil.si.edu

When I was in junior high school, I was not a very diligent student. In fact, I was quite lazy. I hated all the subjects that I took during school, especially science. For me science was very difficult. It was hard for me to remember the chemical processes, physics calculations, and biological processes.

Once, my teacher grounded me in the library because I did not do my Biology homework. The teacher asked me to read several books and make a summary about them. When I was browsing the shelves, I found a book entitled "The inventors of Medicine". I thought "OK, this is a start". I took it out then began reading it.

I learned from the book about Edward Jenner. He was an English doctor who found the cure for smallpox. The next one was Louis Pasteur. His interest in bacteria led him to discover the treatments for rabies and anthrax. Just like Pasteur, Robert Koch's experiments on bacteria also proved that tuberculosis can be spread to others by contact. Finally, there was Alexander Flemming, a British bacteriologist who found the first antibiotic and penicillin.

After I read the book, I realised that science is useful for human kind. By studying, we can discover things that can help human kind. Therefore, since that moment, I managed to change my behaviour and became a doctor.

Practice

2

Read the text in Practice 1 again. Then, answer the following questions.

1. When did the story take place?
2. Was the writer a diligent student?
3. What lessons did the writer hate?
4. What was the title of the book that the writer read?
5. Who were mentioned in the book? Who were they?
6. What happened to the writer after he read the book?

Note

Characteristics of Recount Text

- A *recount text* is a text that telling the reader about one story, action or activity. Its goal is to entertaining or informing the reader.
- *Orientation* tells who was involved, what happened, where the events took place, and when it happened.

Example : *When I was in junior high school, I was not a very diligent student.*

- *Events (event 1 and 2) tell what happened and in what sequence.*
Example : *Once, my teacher grounded me in the library because I did not do my Biology homework.*
- *Reorientation consists of optional-closure of events/ ending.*
Example : *After I read the book, I realised that science is useful for human kind*
- *The features are including Who? Where? When? Why?, noun or pronoun, and past tense.*
Examples : *I, at home, last night, a book, I took....*

Practice 3

Decide whether these statements are true (T) or false (F).

1. The writer was a lazy student when he was in junior high school.
2. The writer was grounded because he didn't do his Biology homework.
3. The writer was told to make a book review.
4. He looked for the books in a bookstore.
5. He found a book about medical health.

Practice 4

Read aloud the following text after your teacher. Pay attention to his/her punctuation, wordstress and pause.

My Football Experience

When I was in junior high school, I really loved football. Every Saturday afternoon I practised in school field with my team and my coach. They were strong and smart players. My coach, Mr Sentana was a kind person. But, while he was coaching us, he was very discipline. He would grounded anyone who came late and not obeyed the team's rules.

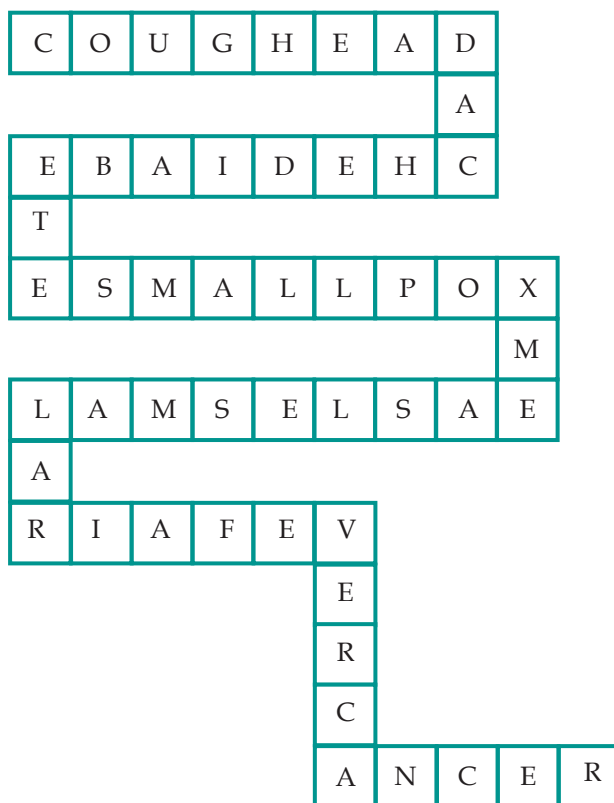
With Mr Sentana, our team won many tournament in many big cities. Our team named after our school, 67 Team (from SMP 67) and we had many fans too, you know. Ohh, that was so cool. Now, I still love football and have a team too. But, my parents warn me to pay attention more to my study, football just for hobby.

Practice 5

Work in pairs. Identify the characteristics of the text in Practice 4.

Practice 6

How many diseases can you find? Do this in your exercise book.



Practice 7

Read the following words after your teacher.

1. cough : /kɒf/
2. headache : /'hedeɪk/
3. diabetes : /daɪə'bi:tɪz/
4. smallpox : /smɔ:l'pɒk/
5. measles : /'mi:zlz/
6. malaria : /mə'leəriə/
7. fever : /'fi:və/
8. cancer : /'kænsə/

Writing

In this section, you will learn how to:

- follow the stages of writing a recount text;
- write a short functional text.

After learning the lesson in this section, you are expected to be able to:

- understand and write a recount text;
- understand and write a short functional text.

Practice 1

Answer these following questions.

1. Have you ever written a letter?
2. Have you ever written a letter about an experience?
3. Do you have a penpal?

Practice 2

Study the dialogue and the letter.



Jalan Genuk Krajan 15
Semarang 40212
9th August

Dear Miss Titik,
Andra wasn't at school last week,
because he was ill. He had flu.

Yours sincerely,

Marina Suryaatmaja

Practice 3

Here some letters from the students' parents.
Study them.

Jalan Sriwijaya 2
Semarang 40252
29th July

Dear Miss Titik,
Selina wasn't at school yesterday,
because she was at the dentist. She had a
toothache.

Yours sincerely,

A. Hasbullah

Jalan Mataram 84
Semarang 40512
10th August

Dear Miss Titik,
Benu wasn't at school last Friday, because he was
ill. He had a temperature and a sore throat.

Yours sincerely,

Tio Pakusadewo

Practice 4

Answer the questions based on the dialogue and
the letter.

1. Who wasn't at school last week?
2. Was he ill last week?
3. What was the matter with him?
4. Is he ill now?
5. Who wrote the letter for Miss Titik?

Practice 5

Do this project.

Classroom Survey: Illness

Make a project on medicine. Here's your first task.

1. Find out who wasn't at school in your group last week because they were ill.



2. Write about your group.

	Monday	Tuesday	Wednesday	Thursday	Friday	Saturday
Kipli						
Teja						
Maya						
Hendrik						

3. Report the results of your survey in front of the class.

Practice 6

Do the following project.

1. Was anyone ill in your group last week?
2. Write their letter to the teacher.
3. Stick it into your *Project book*.

Practice 7

Study the following example of a letter.

Kupang, May 7, 2008

Dear Paula,
Hello Paula, how are you? It's been a month since I last heard from you. Well, I just wanted to tell you that I was in a hospital last week. According to the doctor; I was infected by dengue fever.

At first, I felt my body became weak then I fainted when I was studying in the classroom. Then, I was taken to the hospital because of the high fever.

At the hospital, I was brought into the emergency unit. The doctor immediately gave some treatment. Finally, I had to stay there for one week. Everyday the doctor kept me on a drip.

At the seventh day, my condition was getting better. After the final check, the doctor gave me permission to go home. Now, I'm okay and because of my illness, I am now more careful about keeping in my house clean especially my room, I don't want to get the same illness again.

OK, I think that's all from me, write to me soon ok?

Regards
Nadira

orientation — []
orientation — []
event 1 — []
event 2 — []
closing — []

Note

- *Orientation*: Information about what, who, where, or when written in a letter.
- *Events*: Events that happened in the past. They are conveyed in a sequential pattern.
- *Closing*: a conclusion on the events.

Practice 8

Write a letter in the form of recount about your past experience when you were ill or when you were treated in a hospital.

Enrich Your Knowledge



Source: www.2067/delux/firstaid.com

These are the things that you can find in a First Aid Kit box:

- adhesive tape
- bandage
- tweezers
- cotton
- antiseptics
- scissors
- alcohol

Usage

1. To cover wounds
2. To pick up things
3. To clean the wounds
4. To cut things
5. To apply antiseptic with
6. To cover wounds with antiseptics
7. To cure infections

Find out what they are used for. Copy and fill in the following box into your exercise book.

NO	Name of Tool	Usage
1.		
2.		
3.		
4.		
5.		
6.		
7.		

If you encounter an emergency situation, you have to use the first aid kit to prevent further danger. Now, decide which things you have to use in order to prevent the following emergency situations.

- Your mother cuts herself when she is cutting the vegetables.
- Your little brother falls off his bicycle.
- One of your friends has a thorn slip inside one of his or her fingers.
- A man's hand gets stuck in the door. Now his hand is bleeding.
- A boy has bruises on his knee because he hit his knee on the table.

Learning Essential

- Language Function
 - ▶ Giving advices
 - If I were you, I'd ...
 - I'd ... if I were you
 - You'd better not ...
 - I wouldn't recommend ...
 - ▶ Offering, accepting, and declining an offer
 - Would you like ...?
 - Yes, please.
 - Not for me, thank you.
- Genre of text: Recount
 - ▶ Social function :
 - to give the audience a description of what occurred and when it occurred
 - to retell events for the purpose of informing or entertaining
 - ▶ Generic structure:
 - orientation: the setting and introduce participants
 - events in time order: tell what happened, in what sequence
 - reorientation: optional-closure of events/ending
I went to my Beni's house yesterday to do a homework. I went there with Dodi...
- Grammar: Modal's; should
Example:
Nina : Hi, Tomi. How was the concert?
Tomi : Hi, Nina. Yes, it was great. You *should* go and see their second performance.
Nina : Wow, really? I'll go and see it then.

Learning Review

After studying all subjects in this chapter, answer the following questions.

1. What have you learnt in this chapter?
2. What do you say to start a conversation on the phone?
3. What do you say to extend a conversation on the phone?
4. What will you say if you want to end a conversation on the phone?
5. What will you say if you want to give attention to the speaker?

If you find some difficulties while answering the questions, you can learn the subjects once more or you may consult your teacher.

Chapter 6



Source: www.statusq.org.spring

Share Your Story

Materials You Are Going to Learn in This Chapter

Listening

- Listening to the expressions for asking, giving, and denying information
- Listening to the expressions for starting, extending, and ending a conversation
- Listening to the narrative texts

Speaking

- Asking, giving, and denying information
- Starting, extending, and ending a conversation
- Responding to narrative monologue
- Retelling stories

Reading

- Reading narrative text
- Identifying characteristics of narrative text
- Reading an advertisement

Writing

- Writing a narrative text
- Writing a short functional text in the form of weather chart

Listening

In this section, you will learn how to:

- listen to the expressions for asking, giving, and denying information;
- listen to the expressions for starting, extending, and ending a conversation;
- listen to the narrative texts.

After learning the lesson in this section, you are expected to be able to:

- listen and respond to the expressions for asking, giving, and denying information;
- listen and respond to the expressions for starting, extending, and ending a conversation;
- listen and give responses to the narrative texts.

Practice 1

Answer the following questions orally.

1. Have you ever asked your friend for information?
2. What do you say when your friend asks for information?
3. What do you say to ask for information from your friend?
4. What do you say when someone gives you information and you don't believe it?

Practice 2

Listen to the following dialogues.



Atha : Good morning, Jonas.

Jonas : Morning, Atha.

Atha : Ah, the ¹_____ is ²_____ in the morning,
³_____ it?

Jonas : Yeah, it is. But do you know that today is going
to be ⁴_____ all day?

Atha : Really? How do you know that?

Jonas : I ⁵_____ the ⁶_____ this morning. It is said
that we are entering the start of ⁷_____.

Atha : Well, I believe it will become a ⁸_____ day
indeed. Well, I have to go now. See you later.

Jonas : See you later.

Practice 3

Work with your partner. Complete the dialogue while listening. Then, identify which expressions are for asking, giving, and denying information.

Practice 4

Listen to some expressions from the tape. Then, classify each of it to the following table by writing the number of the expression

Asking Information	Giving Information	Denying Information
_____	_____	_____
_____	_____	_____
_____	_____	_____

Practice 5

Look at the picture below. Then, give your responses about it through some questions.



Source: Hotline, 1999

1. Why do you think the animal running?
2. What are the tractors doing?

Practice 6

Correct the verbs by listening to a text from the tape.

The Flowers from the Moon

High in the mountains live a prince whose great wish was to journey to the moon, because he love its gentle glow. His dream finally come true. When he reach the moon he discovered its light came from the moon king's beautiful daughter.

The two young people soon fall in love, but the worlds they come was just too different and soon they had to part. As a sign of her great love, the moon king's daughter give the prince one of the smooth and lovely flowers that covered the moon like snow and this was how the first alpine flower was bring to earth.

Taken from *366 and More Fairy Tales*, 1990

Practice 7

Work with your partner. Answer the following questions based on the text you hear.

1. When did the story happen?
2. Where did the story take place?
3. What did the prince great wish?
4. Why did the prince had such a wish?
5. What did happen when he reached the moon?
6. What is the meaning of the phrase *but the worlds they came from were just too different*?
7. What did the king give to the prince?

Practice 8

Listen to the text from the tape in Practice 6 once again and fill in the following table.

Title of the story	Character's names	Orientation	Complication	Resolution
_____	_____	_____	_____	_____
_____	_____	_____	_____	_____
_____	_____	_____	_____	_____

Pronounce It!

1. daughter : /dɔ:tə(r)/
2. dream : /dri:m/
3. different : /dɪfrənt/
4. great : /greɪt/
5. journey : /dʒɜ:nɪ/
6. smooth : /smu:ð/
7. snow : /snəʊ/

Speaking

In this section, you will learn how to:

- identify expressions of asking, giving, and denying information;
- identify expressions of starting, extending, and ending a conversation;
- respond to narrative monologue;
- retell narrative text.



After learning the lesson in this section, you are expected to be able to:

- identify and respond to expressions of asking, giving, and denying information;
- identify and respond to expressions of starting, extending, and ending a conversation;
- identify and give responses to a recount text.
- retell stories appropriately

Practice 1

Complete the dialogues with suitable expressions provided.

- Yes, it's a famous recreational place in Ancol, Jakarta.
- Sure, it's a big statue of a lion with a human head. It's in Egypt.
- How about the White House, what do you know about it?



Practice 2

Role play

Study the dialogue. Then, act it out with your partner. Find the expressions of asking and giving information.

Mr Kingsley is on a summer vacation in a town. He is trying to get to the bank but he doesn't know how. He is asking someone for the information.

Mr Kingsley : *Excuse me, do you know* where the first National Bank is, Madam?

Miss Hana : Yes. Just go straight down this road and the bank is on your right, Sir!

Mr Kingsley : Thank you very much, Madam. By the way, can you tell me how to get to the subway station from the bank?

Miss Hana : Sure, you have to take the no. 12 bus and get off in Burbank street. The subway station is there.

Mr Kingsley : *Are you sure?* As far as I know the guide book informs us that we have to take the no. 14 bus.

Miss Hana : You're right. I confused the no. 14 bus with the no. 12 one.

Mr Kingsley : Thank you, Madam. Have a pleasant day.

Miss Hana : You're very welcome, Sir.

Speech Act

You can use the expressions to ask for information.

- Informal — • Do you know ...?
- • Can you tell me ...?
- Formal — • Excuse me Sir/Ma'am
- • I'd like to know ...?

You can use the expressions to give information.

- Informal — • Yes. Just go (telling a place)
- Formal — • Yes, I do know that. It ...

You can use the expressions to deny information.


- Informal — • How do you know that?
- Formal — • are you sure? As far as I know
- • I'm really sorry, but ...

Practice 3

Study the following situations. With your partner, complete the dialogues using the expressions of asking and giving information.


1. Situation:

You are a tourist arriving at Singapore's Changi Airport. You want to know to get to downtown Singapore. You have to ask someone in the lounge.



2. Situation:

You are window shopping in a mall when suddenly a foreigner approaches you. She is asking about the ladies restroom. You know that the toilet is near the record store.




3. Situation:

You are watching the story about Warner Brothers World in Gold Coast Australia. It is said to be one of the most interesting theme parks. Your brother has just entered the living room, he said he don't know about yoit.



Practice 4

Look at the picture and answer the questions.



Source: CD Image

1. What does the woman say?
2. Why so?
3. What does the man say to respond to it?
4. What do you say to start a conversation?
5. What do you say to end a conversation?

Practice 5

Role play
Act the following dialogue with your friend.

Ramzi : *Nice day, isn't it?*
 Cika : Yes, it is. Nice weather we're having.
 Ramzi : Look! This is a fantastic sight!
 Cika : Yes, I agree. I think it's spectacular!
 Ramzi : The weatherman says it'll be sunny today.
 Cika : Really? Let's go camping then.
 Ramzi : I'm sorry, I'd love to but I can't. I have to finish my geography project.

Cika : Oh, by the way, how was your vacation?
 Ramzi : We had a great time. But during the trip. We had a flat tire.
 Cika : That's terrible.
 Ramzi : (bleep!) That's my mobile phone. I'm afraid I must go now. Have a good day
 Cika : You too. See you!

Speech Act

You can use the expressions to start a conversation.

- Informal — [
 - Hi! ...
 - Hello! ...
- Formal — [
 - Excuse me, ...
 - I hope you don't mind if
 - Lovely/nice day, isn't it?

You can use the expressions to extend a conversation.

- Really?
- By the way.

You can use the expressions to end a conversation.

- Informal — [
 - Sorry, I've got to go now
- Formal — [
 - I'm afraid I must go now.

Practice 6

Answer the following questions based on the dialogue.

1. Who suggests going camping?
2. Why does she suggest it?
3. Why can't Jason go camping?
4. Whose phone is beeping?

Practice 7

Complete and practise the following dialogue.

You :
 Mr Setiawan : Oh, hello. Yes, the weather is so bright. I love it.
 You :
 Mr Setiawan : I want to go to the dentist. I'm getting old here, so I have to check up my teeth once a month.
 You :
 Mr Setiawan : Yes, sure. Nice to meet you, too. Take care.

Practice 8

Study the following story carefully.

The Owl and the Nightingale



Source: *366 and More Fairy Tales*, 1990

There was once a nightingale in a cage by a window, that was his habit to sing only at night. An owl was puzzled by this and went to ask the nightingale what the reason was. "When I was captured," explained the nightingale, "it was day and I was singing. In this way I learnt to be more carefully and to sing only at night."

"Are you afraid you might be captured a second time?" asked the owl. "Oh, it would have been better if you had been more careful the first time when your freedom was at risk. Now it doesn't really matter any more, right?"

Taken from *366 and More Fairy Tales*, 1990

Practice 9

Answer these following questions based on the text in Practice 8 orally.

1. Where did the nightingale?
2. What did his habit?
3. What was the question of the owl?
4. What was the answer of the nightingale?
5. What did the owl's reply?

Reading

In this section, you will learn how to:

- read a narrative text;
- identify characteristics of narrative text;
- read an advertisement.

After learning the lesson in this section, you are expected to be able to:

- read and understand a narrative text;
- identify characteristics of narrative text correctly;
- get the meanings from advertisement.

Practice 1

Answer the questions before reading the text.

1. Do you like reading 1001 night stories from Middle East?
2. What do you think of the stories?

Practice 2

Read the following story with good pronunciation.

The Caliph and the Clown

The Caliph of Baghdad hired an intelligent and high spirited man as his court jester, and was much amused by his clever, witty comments. The clown was so well loved by his master that everyone at court showed him great respect. And so the Caliph was much surprised one day when he heard his beloved clown crying out in distress from the throne room. The Caliph hurried there and was astonished to find the guards beating the clown badly.

“Leave him alone at once!” he ordered. “Why are you beating him?”

“We found him sitting on your throne, O majesty!” the captain of the guards explained.

“out of my sight!” commanded the Caliph. “For sure the jester did not do it with the intention of offending me.”

The clown, however, continued to weep and wail even after the guards had left.

"Stop it! Said the irritated Caliph.
"You're still in one piece, aren't you?
"I'm not crying for myself, my lord, I weep for you," the clown explained.
"For me?" exclaimed the Caliph in surprise.
"Certainly! If I get beaten so badly for having been only a few minutes on the throne, how many beatings must you have suffered in all the years that you have been there?"

Taken from *366 and More Fairy Tales*, 1990

Practice 3

Work with your partner. Discuss the following phrases from the text in Practice 2.

1. high spirited man
2. court jester
3. clever, witty comments
4. great respect
5. beloved clown
6. crying out in distress
7. at once
8. out of my sight
9. weep and wail
10. still in one piece

Note

Characteristics of a Narrative Text

Orientation

It is about the opening paragraph where the characters of the story are introduced.

Example : *Little Mantu lived in a village deep in the jungle where elephants helped the men with their work.*

Complication

Where the problems in the story developed.

Example : *Now, Mantu had an elephant of his very own. His name was Opie.*

Resolution

Where the problems in the story is solved.

Example : *Mantu then climbed upon his little friend's back and went home to the village.*

Practice 4

Match the words in column A with their synonyms in column B.

A	B
1. clever	a. adored
2. loved	b. amazed
3. great	c. big
4. astonished	d. purpose
5. intention	e. little
6. few	f. smart

Practice 5

Do the following instructions.

1. Identify the introduction of the story in Practice 2.
2. Mention who? When? Where?
3. Mention the action verbs and words that show time.
4. Mention its conflict.
5. Write how the conflict is resolved.

Practice 6

Read the following pictures story carefully.

New Horizon

The earth spins once every twenty four hours. It makes day for the side of the earth turned toward the sun, and night for the side that is turned away from the sun. We know the seasons as spring, summer, autumn, and winter. In tropical countries there are rainy and dry seasons.

Taken from: *The World Book Student Discovery Encyclopedia*, 2006



Source: *World Class*, 1996

Practice 7

Answer the following questions.

1. Who are the five main characters?
2. Who works for Anaconda?
3. Who works for Atlanton?


Practice 8

Read the story again. Then copy and complete the table in your workbook.

Mission Anaconda	
Agent	
New identity	
Mission	
Enemy agent	
Equipment	
First job	

Practice 9

Look at the following briefcase of Agent Mc Cann. In pairs, close your books and see how much you can remember



Source: World Class, 1996

Practice 10

Read the advertisement and complete the dialogue that follow.

Power Sunblock Lotion <ul style="list-style-type: none"> • packed in a bottle • Lotion-easy to apply • Price : Rp. 28,900 • Content : 200 ml • Spf 20 • Expire date: 1.12.2009 	Power Sunblock Cream <ul style="list-style-type: none"> • packed in a tub • Creamy • Price : Rp. 48,000 • Content : 200 ml • Spf 20 • Expire date: 1.12.2008
---	---

Attention Shoppers!!

Buy 1 Get 1 FREE!

This is a chance of a lifetime purchase! An irresistible offer! Walk into our cosmetic department and get the power sunblock of your choice at rock-bottom prices. Buy 1 bottle/tube of power Sunblock-Get 1 FREE! Limited to the first 100 customers. While stocks last! Hurry, the early birds get the worms!



Fira : Tina, which sunblock do you think is more suitable?

Tina : Take the ¹_____ which costs Rp. 28,900. It is cheaper and the ²_____ until 1.12.2009. Furthermore, it is ³_____ to use and not sticky. Its content is ⁴_____ and its sun protection formula is ⁵_____.

Grammar Stage

Study the following example.

Yesterday I wrote a letter. I began at 10 o'clock and finished at 11 o'clock.

Question : What were you doing at 10.15?

Answer : I was writing a letter.

Note

I was writing means that I was in the middle of writing a letter. I had started writing but I hadn't finished. This is the past continuous tense. Study this table.

I / he / she	was	writing.
we / they / you	were	

Practice 11

Study the list of things that Selma did yesterday.

Time	Activities
8.45 - 9.15 a.m.	had breakfast
9.15 - 10.00 a.m.	watched cartoons
10.00 - 12.00 a.m.	cleaned her room
12.45 - 1.30 p.m.	had lunch
2.30 - 3.30 p.m.	took a nap
4.00 - 6.00 p.m.	studied for the next day's lessons

Practice 12

Now write sentences saying what she was doing then. Number one is the example.

1. At 9 o'clock. *She was having breakfast.*
2. At 9.30. She _____.
3. At 11 o'clock _____.
4. At 1 o'clock _____.
5. At 3 o'clock _____.
6. At 5 o'clock _____.

Writing

In this section, you will learn how to:

- write a narrative text through pictures;
- write characteristics of a narrative text;
- get the meanings from weather chart.

After learning the lesson in this section, you are expected to be able to:

- write a narrative text through pictures in correctly;
- write a recount text about the weather;
- understand and write a short functional text.

Practice 1

Answer these questions.

1. What do you know about recount text?
2. Have you ever had a bad experience in certain weather conditions?
3. Have you ever written about that experience?

Practice 2

Read the following story carefully.

Telaga Warna

Long long ago there was a kingdom in West Java. The kingdom was ruled by a king. People called their king His Majesty Prabu. Prabu was a kind and wise king. No wonder if that country was prosperous. There's no hunger in this kingdom.

It was a very happy condition. But it was a pity that Prabu and his queen hadn't got any children. It made the royal couple very very sad. Some old men

and women who was respected by Prabu suggested the king to adopt a child. But Prabu and the queen didn't agree. "No, thank you. But for us, our own daughter or son is better than adopted children."

The queen was very sad. She often cried. That was why Prabu decided to go. He went to the jungle. There he prayed to God. Everyday he begged for a child. His dream come true. A few months later, the queen got pregnant. All people in the kingdom felt happy. They sent many presents to the palace to express their happiness.

Nine months later a princess was born. People sent their presents again as a gift to a little princess. This baby grew as a beautiful teenager then.

Prabu and Queen loved their daughter so much. They gave what ever she wanted. It made Princess a very spoiled girl. When her wish couldn't be realized, she became very angry. She even said bad things often. A true princess wouldn't do that. Eventhough the princess behaved badly, her parents loved her, so did the people in that kingdom.

Day by day, the princess grew more beautiful. No girls couldn't compare with her. In a few days, Princess would be 17 years old. So, people of that kingdom went to palace. They brought many presents for her. Their presents gift were very beautiful. Prabu collected the presents. There were really many presents. Then Prabu stored them in a building. Some times he could take them to give to his people.

Prabu only took some gold and jewels. Then she brought them to the goldsmith. "Please make a beautiful necklace for my daughter," said Prabu. "My pleasure, Your Majesty," the goldsmith replied. The goldsmith worked with all his heart and his ability. He wanted to create the most beautiful necklace in the world because he loved his princess.

The birthday came. People gathered in the palace field. When Prabu and queen appeared, people welcomed them happily. Prabu and his wife waved to their beloved people.

Cheers were louder and louder when the princess appeared with her fabulous pretty face. Everybody admired her beauty. Prabu got up from his chair. A lady gave him a small and glamorous pillow. A wonderful necklace was on it. Prabu took that necklace. "My beloved daughter, today I give this necklace to you. This necklace is a gift from people in this country. They love you so much. They presented it for you to express their happiness, because you have growing to a woman. Please, wear this necklace," said Prabu.

Princess accepted the necklace. She looked at the necklace in a glance. "I don't want to accepted it! It's ugly!" shouted the princess. Then she threw the necklace. The beautiful necklace was broken. The gold and jewels were spread out on the floor

Everybody couldn't say anything. They never thought that their beloved princess would did that cruel thing. Nobody spoke. In their silence people heard the queen crying. Every woman felt sad and began crying too. Then everybody was crying.

Then there was a miracle. Earth was crying. Suddenly, from the under ground, a spring emerged. It made a pool of water. The palce was getting full. Soon the place became a big lake. The lake sank all of the kingdom.

Nowadays the water on that lake is not as full as before. There is only a small lake now. People called the lake "Talaga Warna". It is mean "Lake of Colour". It's located in Puncak, West Java. On a bright day, the lake is full of colour. So beautiful and amazing. These colors come from shadows of forest, plants, flowers, and sky arround the lake. But some people said that the colours are from the princess's necklace, which spreads at the bottom of the lake.

Taken from www.geocities.com

Practice

3

Work in pairs. Identify the characteristics of the story in Practice 2.

Practice 4

Write your own sentences to complete the following unfinished story.

The Fox and the Grapes

There was once a fox with an empty stomach, who went in search for food. Then he saw a vineyard, where large bunches of golden grapes hung from the vines above his head.

The fox jumped up and down, trying to bite into a bunch of the grapes, but he failed. He tried again and again, with all his might, but he still failed to reach the grapes.

Suddenly, he thought a way _____

Adapted from 366 and More Fairy Tales, 1990

Clue

- Think a way of how is the fox can get the grapes.

Practice 5

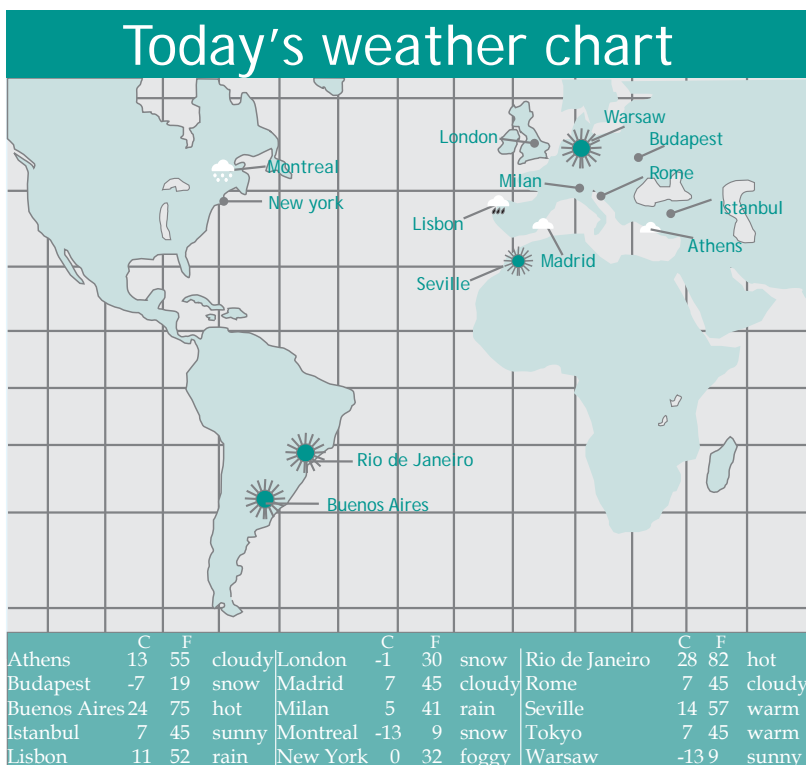
Now, try to write a narrative text from the following picture story. You may discuss with your friend.



Source: Hotline, 1999

Practice 6

Study the following weather chart.



Source: www.free-wallpaper.com

Practice 7

Study this following dialogue based on the chart in Practice 6.



You can see the weather forecast all over the world, including Indonesia at this web site:

weather.yahoo.com

- Dean : Hello ...! Lucy?
 Lucy : Hi, Dean. How are you?
 Dean : Fine, thanks. I heard you are in Tokyo now.
 Lucy : Yes. How is in Rio, Dean?
 Dean : It's hot! It's 28 degrees celsius or 82 fahrenheit.
 Lucy : Wow. It' hot there.
 Dean : Yeah. What's the weather like there?
 Lucy : Hmmm ... It's warm. It's about seven degrees celsius or 45 fahrenheit.
 Dean : That's nice.
 Lucy : Yes. It's nice weather for walking around.
 Dean : Ok, then. I call you later.
 Lucy : Ok. Bye.

Grammar Stage

Pay attention to the following dialogues. Study the note below.

1. A : Have you got *any* sunglasses? It's very hot outside.
B : We don't have *any* sunglasses, Sir! But we have *some* baseball caps.
It'd be enough to block the sunlight, Sir.
2. A : How *much* ice have you got? I want to make a glass of iced tea.
B : Well, there isn't *much* ice left in the cooler.
3. A : There are *a few* pieces of wood left for the fire place.
B : Yeah, but we have *a lot of* furniture made of wood.
4. A : We have *a little* problem here! It's leaking from the pipes!
B : Oh, really?

Note

- *Some/any*
Some is generally used in positive sentences while *any* is used in questions and negatives.
 - Have we got *any* wood?
 - We have *some* wood, but there aren't any matches to light the fire.
- *Much/many/a lot of*
Much and *many* are generally used in questions and negatives, *much* is used with uncountable nouns and *many* with countable nouns.
A lot of is used in positive sentences, with countable and uncountable nouns.
 - How *much* money have you got?
 - How *many* candles do you need?
 - I have *a lot of* work to do.
- *A few/A little*
A few is used with countable nouns. *A little* is used with uncountable.
 - There are *a few* coats hanging by the door.
 - There's *a little* snow left on the roof.

Practice 8

Complete these sentences with *much*, *many*, and *a lot (of)*.

1. We have to hurry. We haven't got _____ time.
2. She is a very introvert person. She doesn't say _____.
3. I put _____ sugar in the coffee. Perhaps it is too _____.
4. _____ people do not like flying.
5. He has lost _____ blood because of the accident.

Practice 9

Fill in the blanks with *enough*, *none* or *some*.

1. Buy me _____ sugar, please.
2. I have _____ pictures to show you.
3. _____ cookies are left.
4. Do you have _____ time to relax?
5. There was _____ of students in the class.
6. There are many children in the yard. _____ of them are playing and the others are chatting.
7. Take it. I have more than _____.
8. Sorry, it's _____ of my business.
9. Oh, my God. There won't be _____ cookies for everybody.
10. May I have _____ paper?

Practice 10

Study the following examples.

- I *wrote* an e-mail for my pen-pal.
- She *saw* a tree fall down last night.
- I *read* a wonderful story this morning.

Follow-up Activity

Look at the weather forecast in the newspaper, television, or the Internet everyday during the next week, starting tomorrow. Check whether the weather forecast is accurate or not.

UN Challenge

Answer the following questions by choosing a, b, c or d based on the text.

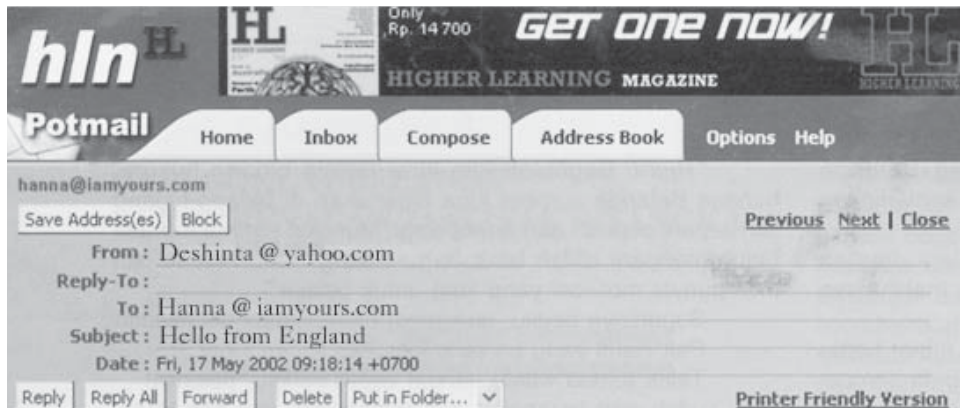
Which of the italic words has incorrect spelling _____

- a. Indonesian people are very *friendly*.
- b. All people should be *responsible* for their duties.
- c. Travelling is more *interesting* than fishing.
- d. *Teenagers* are smarter and more creative nowadays.

Adapted from *Ujian Nasional Bahasa Inggris*, 2007

Enrich Your Knowledge

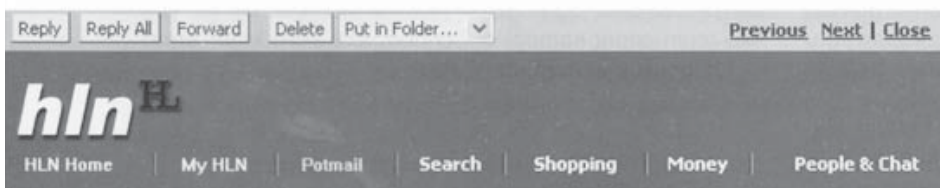
- A. Answer these questions orally.
1. What do you know about e-mail?
 2. Do you have an e-mail address?
 3. What is your e-mail address?
- B. Study this e-mail carefully.



Deshinta wrote:

Hi Hanna, how are you? I haven't heard from you for a long time. I've just arrived in England. The weather is cold here. It is snows every day. Luckily I brought a coat and jacket with me, thanks for your advice. By the way, how is the weather in our country? Is it in the middle of summer or rainy season? Is it hot or wet? You have to tell me about the weather in our country when you reply to my e-mail, OK? Hope to hear from you soon.

Deshinta



- C. Write an answer to Deshinta's e-mail. Tell her about the weather in your place.

Source: *HL Magazine*, 2005

Learning Essential

- Language Function
 - ▶ Asking and giving information
 - Excuse me, do you know ...
 - Can you tell me ...
 - ▶ Expressions to start a conversation
 - Excuse me, but ...
 - Lovely/nice day, isn't it?
 - ▶ Expressions to respond to statement and you agree with it
 - That's what I was thinking
 - How true
- Genre of text: Recount
 - ▶ Social function :
 - to give the audience a description of what occurred and when it occurred
 - to retell events for the purpose of informing or entertaining
 - ▶ Generic structure:
 - orientation: the setting and introduce participants
 - events in time order: tell what happened, in what sequence
 - reorientation: optional-closure of events/ending
 - I walked down the pavement alone that evening. I noticed that the streets were very quiet....*
- Grammar:
 - ▶ Past Continuous Tense
 - Example:
 - I *was writing* a letter.
 - She *was watching* a movie.
 - ▶ Quantifiers
 - Example:
 - We don't have *any* sunglasses
 - There are *a few* pieces of wood left for the fire place.

Learning Review

After studying all subjects in this chapter, answer the following questions.

1. What do you say to ask information from someone?
2. What will you say if you want to give information to someone?
3. What will you say if you want to start a conversation with your friend?
4. What will you say if you want to end a conversation with your friend?

If you find some difficulties while answering the questions, you can learn the subjects once more or you may consult your teacher.

Exercise of Chapters 4-6

A. Choose either a, b, c, or d for the correct answer. Questions 1 to 8 are based on Text 1.

Text 1

Seasons

It is in the middle of summer, the air is very hot and dry. The temperature is about 34 degrees Celsius. I am sitting by the window of my living room, looking at the streets and drinking some iced lemon tea. Sometimes I wonder why the weather in my hometown is always bad in each season. Last winter, a big snow storm paralysed this city and lasted almost a month. But things are not easy in the spring. The snow melted into mud and it covered the city. The previous summer was worse, lots of people dehydrated because of the heat. Hopefully, next fall will not be as bad as the last one. Last fall the wind and the rain were pretty bad.

- What season is it?
 - Spring.
 - Summer.
 - Winter.
 - Fall.
- What is the weather like?
 - It's humid.
 - It's wet.
 - It's hot.
 - It's windy.
- The weather is _____ in every season.
 - always good
 - seldom good
 - never bad
 - never good
- Last winter, the city was paralysed. What is the meaning of paralysed?
 - Active.
 - Moving.
 - Unable to move.
 - Able to move.
- What struck the city last winter was?
 - A snow storm.
 - A tropical hurricane.
 - A snow fall.
 - A snow flake.
- It covered the city with mud. *It* refers to?
 - The snow.
 - The melted snow.
 - The mud.
 - The spring.
- What is the effect of the terrible heat wave?
 - Starvation.
 - Dehydration.
 - Diseases.
 - Famine.
- This summer is _____ the previous one.
 - better than
 - as bad as
 - worse than
 - as good as

Read the dialogue and choose the right answers for the 9-14 questions.

Tomi : Where are you going to spend your holiday?

Tuti : In Batu, near Malang, East Java.

Tomi : Why are you going to spend the holiday there?

Tuti : It is not as crowded as Jakarta and Surabaya. The weather is rather cold at night.

Tomi : Do you like quiet places?

Tuti : Yes, I do.

Tomi : So do I.

9. Where is Tuti going to spend the holiday?

- In Jakarta.
- In Surabaya.
- In Malang.
- In Batu.

10. Tuti is going to spend the holiday there because she likes _____.

- interesting places
- quiet places

- c. crowded places
d. isolated areas
11. Is Jakarta crowded?
a. Perhaps. c. No, it isn't.
b. Maybe. d. Yes, it is.
12. The weather in Batu is _____ at night.
a. very cold c. not so cold
b. rather cold d. hot
13. Does Tomi also like quiet places?
a. Yes, he does. c. Perhaps.
b. No, he doesn't. d. Maybe.
14. Tomi: So do I. What Tomi says is a statement which shows a/an _____ to the affirmative statement before.
a. disagreement c. sympathy
b. agreement d. dislike

Questions 15 to 19 are based on the following Text 2.

Text 2

On the Beach

Amir and Bima are SMP students. They live in Bandung. Bandung and its surroundings are mountainous and hilly areas. They usually go to the beach during the holidays, they can choose one from many beautiful beaches in Indonesia. Some of the beaches on Java Island are Pantai Carita, the beaches in Pelabuhan Ratu, Pangandaran, Ancol, Parangtritis, while Sanur, and Kuta are in Bali.

15. What are Amir and Bima?
a. Teachers.
b. Customers.
c. SMP students.
d. SMA students.
16. Amir and Bima live in _____.
a. Bandung c. Padang
b. Jakarta d. Surabaya

17. Where do they usually go during the holidays?
a. The sea. c. The beach.
b. The mountain. d. The valley.
18. These are beaches on Java island, except _____.
a. Pantai Carita c. Kuta
b. Pangandaran d. Ancol
19. Kuta is located in _____.
a. Bandung c. Aceh
b. Jakarta d. Bali

Questions 20 to 25 are based on the following Text 3.

Text 3

My Best Friend

My name is Ary. Three years ago when I was in junior high school, I met two people that later became my best friends. The first one was Eric. He was an athlete for our school. He was tall and muscular. The other one was Ricky. He was a very diligent student. He liked to read the encyclopedia and he the ranked first in my class.

I liked them both because they were very friendly to other people. Even though Eric and Ricky were very famous in our school, they were not arrogant. They made friends with anybody including me.

20. When did Ary meet his best friend?
a. Yesterday.
b. Last week.
c. Two years ago.
d. Three years ago.
21. Who were Ary's best friends?
a. Andi and Eric.
b. Eric and Putra.
c. Ricky and Eric.
d. Sigit and Ricky.

22. What was Eric in school?
 - a. An athlete.
 - b. A musician.
 - c. A photographer.
 - d. A boy scout.
23. What kind of person was Ricky?
 - a. A lazy student.
 - b. A diligent student.
 - c. A stupid student.
 - d. A careless student.
24. How is Eric's body?
 - a. Short and fat.
 - b. Tall and fat.
 - c. Tall and muscular.
 - d. Short and muscular.
25. Why did Ary like Eric and Ricky?
 - a. Because were famous.
 - b. Because were smart.
 - c. Because were arrogant.
 - d. Because were very friendly to other people.

Questions 26 to 30 are based on the following Text 4.

Text 4

Redfeathers the Hen



Redfeathers, the hen, was so-called because all her feathers were red. One day, the fox caught sight of her in the farmyard and his mouth began to water.

He ran home and told his wife to put on water for boiling a chicken, and then he rushed back, and before Redfeathers

knew what was happening, she found herself snapped up and inside a sack, not even able to call for help.

Luckily for her, her friend the dove saw what had happened. She fluttered on the path in the woods, and lay there, pretending to have a broken wing. The fox was delighted to find that he now had a first course as well as a main dish. He put down the sack with the hen in it, and chased off after the dove, who began cleverly to hop futher and futher away.

Redfeathers slipped out of the sack and put a stone in her place, then she too ran off. When the dove saw that her friend was safe, she flew up into a tree. The fox then went back and picked up the sack, thinking that the hen was still in it. When he got home, the fox tipped the sack into the pot of boiling water, but the stone splashed it all over him, and he burned his greedy paws.

Source: 366 and More Fairy Tales, 1990

26. What did the fox do, after he caught sight of Redfeathers?
 - a. He ran over to her.
 - b. He ran home.
 - c. He boiled water.
 - d. He called her.
27. She fluttered on to the path in the woods, and lay there,
She refers to
 - a. The hen
 - b. The duck
 - c. The dove
 - d. The swan
28. What did the fox think when he found the dove?
 - a. The fox thought that he had to run.
 - b. The fox thought that he had better go back.
 - c. The fox thought he had a first course.
 - d. The fox thought that he had to boil water.

Final Evaluation

Questions 1 to 7 are based on Text 1.

Text 1

Young Giraffes

You and I learnt to walk when we were a few months old, but baby giraffes can walk after only twenty minutes. Baby giraffes live in a dangerous world. Lions and other animals like to eat them, so the babies must learn quickly. They learn to run fast and to stay on their feet almost all of the time. Even at night, giraffes do not lie down. They stand by a tree and sleep. Big giraffes have long legs and they can run at fifty kilometres per hour. The English word giraffe comes from the Arabic word *xirapha*. The word means 'runs fast'.

Giraffe's also have very long tongues. A giraffes tongue can be fifty centimetres long! Giraffes use their tongues for cleaning them selves! Their tongues are important for other things too. A giraffe's favourite food is green leaves from acacia trees. These trees have sharp thorns, but the giraffe's tongue can go between the thorns. The giraffe's long neck is important because the best leaves are at the tops of the trees. Giraffes love these leaves, and they eat for about eighteen hours every day.

Taken from *Junior Comprehension 1*, 1999

Choose either a, b, c, or d for the correct answer.

1. Baby giraffes must learn quickly because _____.
 - a. other animals want to kill them
 - b. they are dangerous
 - c. they eat lions
 - d. they are scary

2. Giraffes do not often _____.
 - a. run
 - b. lie down
 - c. sleep
 - d. eat
3. There was an Arabic word for giraffes _____ there was an English word.
 - a. *xirapha*
 - b. because
 - c. before
 - d. after
4. _____ giraffes have fifty-centimetre tongues.
 - a. All
 - b. Some
 - c. Young
 - d. Several
5. Giraffes love to eat _____.
 - a. acacia leaves
 - b. trees
 - c. thorns
 - d. all leaves
6. Their tongues get _____ from the trees.
 - a. thorns
 - b. wood
 - c. food
 - d. drink
7. The best food is _____.
 - a. high up
 - b. on the ground
 - c. Between the trees
 - d. on the trees

Questions 8 to 12 are based on Text 2.

Text 2

Young Stars

The finalists of akademi Fantasi Indosiar 1" (AFI) are wonderful young people. Mawar who was born on 26 February 1985 is a cute girl. She has straight, short hair. Her bright skin, chubby cheeks, and lovely smile make her look very marvellous. She is not very tall. However, her weight which is 40 kg matches her body well and makes her look cute.

Unlike Mawar, Ve looks tall. She is 1.69 meters tall. She looks quite slim. She weighs 45 kg. Compared to Mawar, Ve looks darker. The 22 year old girl has black, straight hair.

Another finalist is Ismail who is better known as Smile. The young man who was born on 16 September 1983 looks much bigger and taller than his two female fiends. He is tall and muscular. His complexion is fair and his hair is short and straight.

Adapted from *Ujian Nasional Bahasa Inggris*, 2007

8. The text is about _____.
 - a. Mawar AFI
 - b. Ve AFI
 - c. Ismail AFI
 - d. The finalists of AFI
9. What do you think about Mawar _____.
 - a. She is taller than Ve.
 - b. She is heavier than Ve.
 - c. She is younger than Smile.
 - d. Her skin is darker than
10. "Her bright skin, chubby cheeks, and lovely smile " (Paragraph 2) The underlined word can mean _____.
 - a. white
 - b. black
 - c. brown
 - d. brownish
11. What does Ve look like ?
 - a. fat
 - c. semi medium weight
 - b. Slim
 - d. Thin
12. Meanwhile, Smile looks _____.
 - a. darker and tall
 - b. thin and tall
 - c. short hair and tall
 - d. bigger and darker

Questions 13 to 19 are based on Text 3.

Text 3

Do You Know This Girl?

I was in the park with my older sister, Cathy, on Friday. My sister left her jacket on a bench while we talked to some friends. When we went back to the bench, a girl in a red T-shirt was sitting there. She had some money in her hand. When she saw us, she got up and walked away.



Source: *Junior Comprehension 2*, 2000

I said to my sister. "Did you have any money in you're jacket?"

She said, "Yes, Anna, I did."

I said, "Look in your jacket quickly."

Cathy looked in her jacket, but her money was not there.

"That girl stole it!" I said, and we all ran after her. We caught her quickly.

My sister was very angry and she said, "Give me the money!" The girl gave the money to Cathy and ran away. We all ran after her, but we lost her.

Then we went home. But before we could tell our parents, my mother said to Cathy, "You left your money at home. It's on the table in the sitting room. You must be more careful with money."

So the girl in the red T-shirt was not a thief! She probably thought we were thieves! We felt terrible.

Please telephone us if you know this girl. We are very sorry for our mistake. We would like to say sorry to her and give her money back to her. Our number is 512667. My name is Anna.

Taken from *Junior Comprehension 2*, 2000

13. Cathy's jacket was _____.
 - a. at home
 - b. on the bench
 - c. full of money
 - d. at school
14. Cathy thought the money was _____.
 - a. from her jacket
 - c. at home
 - b. on the bench
 - d. at school
15. The girl gave the money to Cathy because _____.
 - a. she was afraid
 - b. Cathy asked her nicely

- c. it was Cathy's money
d. Cathy wants the money
16. Cathy's _____ was really at home.
a. jacket c. money
b. sister d. brother
17. When Cathy's mother spoke, they knew that v.
a. they had the girl's money
b. the girl was a thief
c. the money was Anna's
d. they found something
18. Anna and Cathy _____ the girl.
a. want to find c. know
b. have telephoned d. like
19. They want to _____ to the girl.
a. give their money
b. say thank you
c. return the money
d. use the money
20. Rika : *Can you help me to get some food?*
Santi : Yes, of course.
The italicised words is an expression of _____.
a. request c. agreement
b. permission d. invitation
21. Rani : What's your opinions of the disasters, that keep happening in our country?
Anti : _____.
a. the rooms look very comfortable
b. well I must say that I feel so sad
c. the cat is very cute
d. I think I have a headache
22. Lia is 15 years old. Ami is 16 years old. It means Lia is _____ than Ami.
a. taller c. older
b. shorter d. younger
23. There is _____ big garden in my city.
a. an c. the
b. a d. and
24. _____ is your school?
a. What c. Where
b. When d. When
25. _____ does the test begin?
a. What c. Who
b. When d. Whom

Questions 26 to 33 are based on Text 4.

Text 4

Shark! (Part 1)



Source: Junior Comprehension 2, 2000

"Are you going spear fishing?" Lizzie asked.

"Yes," said her older brother, Sam.

"Can I come with you?"

"No."

"Oh, please. You know I'm a good swimmer," said Lizzie.

A few minutes later, Sam and Lizzie were in the warm sea. Fish swam all around them. The colours of the fish were bright in the sunlight. "They're beautiful!" thought Lizzie.

Sam pointed his spear gun and shot a big blue fish. A cloud of red blood came from the dead fish.

Then they saw the shark. Sharks are not always dangerous, but this shark could smell blood. When sharks smell blood, they want to kill and eat. The shark's teeth closed on the dead fish and pulled the spear gun from Sam's hand.

Sam and Lizzie swam quickly to a small island. The island was only a metre wide and a few centimetres above the water. Sam pushed Lizzie up into the island and then he climbed up. He fell and cut his leg.

Then they stood on the island and watched the shark.

"We're OK," Sam told his sister. "Someone will see us." But there was a bigger island between them and the beach. So nobody could see them.

The water washed over their little island, and they nearly fell into the sea. The water washed blood from the cut on Sam's leg into the sea.

Then they saw a second shark.

Taken from *Junior Comprehension 2*, 2000

26. Sam's sister wanted to _____.
a. use the spear gun
b. swim with Sam
c. stay on the beach
d. stay with Sam
27. Sam _____.
a. killed a fish
b. swam alone
c. shot a shark
d. shot a fish
28. The shark came near because it _____ the dead fish.
a. did not like
b. killed
c. smelled blood from
d. looked like
29. The shark ate _____.
a. the fish
b. the spear gun
c. Sam
d. people
30. The island was _____.
a. big
b. far away
c. not much above the water
d. small
31. Sam _____ Lizzie.
a. climbed up before
b. helped
c. said nothing to
d. looked at
32. Sam got a cut on his leg when _____.
a. the shark got him
b. he fell
c. he pushed Lizzie
d. he helped Lizzie
33. The blood from _____ went into the sea.
a. the dead fish
b. the two sharks
c. Sam's leg
d. Lizzie's leg

Questions 34 to 41 are based on Text 5.

Text 5

Shark! (Part 2)



Source: *Junior Comprehension 2*, 2000

"We have to swim to the bigger island," Sam said.

"People will see us there."

"You can't swim," Lizzie said. "The sharks will smell the blood on your leg, and ..."

The water washed over their little island again. The water was higher than before. They nearly fell in again.

"We can't stay here. We have to swim," Sam said.

"No," Lizzie said. "I have to swim."

"What do you mean?"

"You can't go, so I'll go. I'll get help."

"No! Lizzie!"

But she was already in the water. She swam fast. All the time she thought, "Are the sharks behind me?"

The sharks began to move towards Lizzie. Sam watched. What could he do?

He put his legs in the water. He kicked the water and shouted at the sharks. The sharks heard the noise and they smelled the blood from his leg. They turned. They came towards him, but he kept his feet in the water and kicked. Then Lizzie was at the bigger island, and Sam jumped up.

Lizzie waved her arms at the people on the beach and shouted "Help!"

A few minutes later, Sam and Lizzie were safe in a boat.

"Are you OK, Sam?" Lizzie asked.

Sam said, "Lizzie, you're the best and bravest sister in the world. You can swim with me any time."

"But no more spear fishing?" she said with a smile.

"Ok. No more spear fishing."

Taken from *Junior Comprehension 2*, 2000

34. Sam could not swim to the big island because _____.
a. his leg was weak
b. he had a cut
c. he was afraid
d. he did not want to see the shark
35. They _____ on the little island.
a. were safe c. fell
b. could not stay d. stay
36. Lizzie _____ to the big island.
a. had to swim
b. went with Sam
c. liked swimming
d. want to swim
37. She _____ the sharks when she was in the water.
a. was not afraid of
b. could go faster than
c. thought about
d. was afraid of
38. Sam made a lot of noise, so the sharks _____.
a. got him
b. swam away
c. did not get Lizzie
d. eat him
39. Sam pulled his feet out of the water _____.
a. slowly
b. too late
c. when Lizzie was safe
d. very fast
40. People on the beach _____ Lizzie.
a. want to help c. swam to
b. did not help d. saw
41. Sam said that Lizzie was _____.
a. very brave c. OK
b. a good swimmer d. save

Questions 42 to 46 are based on Text 6.

Text 6

Little Brother, Little Sister

Maltreated by their stepmother, who was a witch, a little brother and sister fled into the woods. After running for a while, the brother said: 'I'm so thirsty. Let's find a spring and have a drink.'

However, as the young boy bent down to drink, his sister heard a voice which said: 'Who drinks from me will turn into a fawn.' it was the witch! Too late, the sister tried to prevent her brother from drinking. The young boy changed at once into a fawn. In tears, the little girl made a lead and collar out of her belt, and led the fawn off into the woods. There they found an abandoned cottage and lived together, far from any danger.

One day, however, the king was hunting in the woods, and he spied the fawn, which could not resist the urge to wander away from the cottage. The king and his hunters chased the fawn all the way back home. There, the king followed it into the cottage, where he found a young girl stroking the frightened animal. She was so beautiful and gentle that the king fell in love with her at once. He asked her to be his wife, and his words caused the maiden to cry for joy. When one of her tears fell on the fawn, it changed back to her brother once more. Their goodness and love had overcome the witch's evil spell, and they lived safely and happily with the king for ever after.

Taken from *366 and More Fairy Tales*, 1990

42. Why did the brother and sister flee into the woods?
- Because they felt very happy.
 - Because they had been maltreated by their stepmother.
 - Because they had been treated well their stepmother
 - Because they wanted to leak home⁴³. The young boy changed at once into a _____.
- dog
 - cat
 - fawn
 - cow
44. What caused the young boy to changed into a fawn?
- He was drinking something.
 - He was eating something.
 - He was saying something bad.
 - He was having cursed by someone.
45. How did he change back to be her brother?
- When he met the King.
 - When he walked like an animal.
 - When he met a frightened animal.
 - When one of her tears fell on the fawn.
46. Who asked her to be his wife?
- The Queen
 - The King
 - The Fawn
 - The Evil

know others in the ⁽⁴⁹⁾_____. I like him immediately but it was difficult to have a conversation with him because he was still ⁽⁵⁰⁾_____ English. He didn't have many clothes and I remember one of the first thing I did was ⁽⁵¹⁾_____ take him shopping to buy something to wear.

His English ⁽⁵²⁾_____ very quickly. It was interesting to see how he was setting into Western life. He was coping with it all very well, even though it was very difficult for him. He comes from Ho Chi Minh city, and having been there myself, I know there couldn't be a greater contrast to Los Angeles.

At my age I don't make friends easily but I count him among my closest friends. I think he is one of the most honest people I have ever met. I'm quite surprised he likes me and wants to spend such a lot of time with an old lady. But he's kind and considerate. We ⁽⁵³⁾_____ natural friends. I'm very easy in his company and I love to hear his stories about his life as a child. He comes from a culture that is so alien to ours, and yet we understand each other. And I love having a young person around, the excitement and optimism is really heartening.

Taken from *Reward Intermediate Student's Book*, 2003

Numbers 47 to 53 are based on Text 7.

Text 7

When I first met Nguyen, it was probably nine or ten weeks after he had ⁽⁴⁷⁾_____ to Los Angeles, and he was feeling very lonely. He could speak very little English and he was in culture shock. He was ⁽⁴⁸⁾_____ at the local greengrocer's and was living with a friend of mine, Cathy Kelly, in a big house with some other people, who needed housing. I met him one day when she was having a party to help people like him get to

- arrive
 - arrived
 - arriving
 - is arriving
- working
 - worked
 - work
 - is working
- house
 - neighbor
 - park
 - neighborhood
- learning
 - learn
 - learnt
 - is learning
- and
 - to
 - by
 - with
- improve
 - improving
 - improved
 - improvisation
- is
 - are
 - was
 - were

Numbers 54 to 60 are based on Text 8.

Text 8

The first time I remember seeing Josephine⁽⁵⁴⁾ _____ when I was working in a store. She was taking her dog for a walk and was doing her shopping when she⁽⁵⁵⁾ _____ into the store to buy some dog food. I remember being very impressed by her politeness and friendliness to the store owner. At the time I was staying in a house owned⁽⁵⁶⁾ _____ Cathy Kelly, another amazing lady who has this huge house which she keeps open to anyone who needs a bed for the night. There⁽⁵⁷⁾ _____ lots of us in the house, which was good for me as I was feeling particularly lonely and was suffering from culture shock. I still do, to a lesser extent. I finally met Josephine when Cathy introduced us at her house one day. Josephine was beautiful and kind to me when we finally spoke.

I had left Vietnam a few weeks before and to cut a long story short, I ended up in Los Angeles. It was very strange, so different from what I knew back home. There was so much to do, so many⁽⁵⁸⁾ _____. Josephine took me to concerts and political meeting and sometimes to the theatre although I understood very little. We saw quite a lot of each other in those first few months. At one point we were seeing each other every day⁽⁵⁹⁾ _____ she was teaching me English.

A few weeks ago, I told her that I wanted to go to college and she's trying to find out if it's possible. She says she will pay for my⁽⁶⁰⁾ _____. I am surprised that her family let her live alone. In my country, the whole family lives in the same house, old people and young. But if she didn't live alone, I guess I wouldn't see her so often.

I place great value on the friends Josephine has helped me make and on my friendship with her.

Taken from *Reward Intermediate Student's Book*, 2003

54. a. was c. is
b. were d. are
55. a. come c. came
b. comes d. coming
56. a. by c. to
b. with d. at
57. a. was c. is
b. were d. are
58. a. chance c. opportunities
b. attention d. way
59. a. because c. nevertheless
b. however d. and
60. a. education c. lesson
b. knowledge d. subject

Find the kind of expression that showed by the italicised sentences.

61. Anti : *Is there a petrol station along this road?*
Feni : No, there isn't
62. Adi : *Could you pass the salt, please?*
Erul : Sure. Glad to help.
63. Irma : What's your opinion about the film you've seen?
Ria : *I think the film was very good.*
64. Susan : My sister is ill. She is in the hospital now.
Rico : *I'm sorry to hear that. I hope your brother will get well soon.*
65. Budi : *Hello, can I speak to Mr Adi, please?*
Mr Adi : Yes, this is Adi.

Complete the sentences.

66. They _____ to a better house.
67. You _____ learn Japanese before you go to Japan.
68. I _____ very fast last night.
69. I usually _____ at 10 o'clock.
70. I can't go to the party tonight. I have _____ work to do.

Bibliography

- Allen, Stannard W. 1950. *Living English Structure*. Third Edition. London: Longman.
- Badan Standar Nasional Pendidikan. 2006. *Standar Isi*. Jakarta: Departemen Pendidikan Nasional.
- Blanchard, Karen and Christine Root. 1996. *For Your Information Basic Reading Skills*. New York: Longman.
- Bonner, Margaret. 1994. *Step Into Writing a Basic Writing Text*. New York: Longman.
- Craven, Miles. 2003. *Reading Keys*, Thailand; MacMillan Publisher
- Disney, Walt. 1983. *Story a Day for Every Day of the Year*. United Kingdom: Grolier International.
1980. *Grolier: The Book of Knowledge*. Grolier Incorporated.
- Greenall, Simon. 2003. *Reward Intermediate Student's Book*. Oxford: Macmillan Heinemann English Language Teaching.
- Haris, Michael, David Mower, Anna Sikorzynska. 2003. *Opportunities Elementary*. Essex: Longman.
- Hill, L.A. 1980. *Intermediate Stories for Comprehension*. Jakarta: Pustaka Ilmu.
- Indonesian Heritage team. 1996. *Indonesian Heritage:Plants*. Jakarta: Buku Antar Bangsa.
- Indonesian Heritage team. 1996. *Indonesian Heritage:Wildlife*. Jakarta: Buku Antar Bangsa.
- Kheng, Chan S.1992. *Primary 1 : Vocabulary Practice*. Indonesia : Binarupa Aksara.
- Kim, Tan Boon. 2000. *UPSR*. Malaysia : Sasbadi SDN BHD.
- McKie, Ann. 2002. *50 Bed Time Stories*. New Jersey: Grandreams Books Ltd.
- Molinsky, Steven J. 1994. *Word by Word*. New Jersey : Prentice Hall Regents.
- Parnwell, E.C and D.H. Wahyudi. 1975. *Picture Dictionary*. Jakarta: Indra.
- Richards, Jack C. 2005. *Interchange English for International Communication*. Australia: Cambridge University Press.
- Scott, Rosemary. 1987. *Reading Elementary*. Oxford: Oxford University Press.
- Seal, Bernard. 1987. *Vocabulary Builder*. London: Longman.
- Soars, John dan Liz. 1994. *Headway Student's Book*. Oxford: Oxford University Press.
- Swan, Michael. 1980. *Practical English Usage*. Oxford: Oxford University Press.
- Vallace, D'Arcy-Adrian. 1999. *Junior Comprehension 1*. England: Longman.
- Vallace, D'Arcy-Adrian. 2000. *Junior Comprehension 2*. England: Longman.
- Wardiman, Artono. 2005. *Make Yourself a Master of English for Grade VIII Junior High School (SMP/MTs)*. Jakarta: PT Setia Purna Inves.
- World Book, Inc. 2006. *The World Book Student Discovery Encyclopedia*. Chicago: World Book, Inc. A Scott Fetzer Company.

Photo Credits

Chapter 1

1. *CD Image* • 4, 5, 7, 10, 13, 15, 16
2. *Publisher's Documentation* • 1
3. *Indonesian Heritage, 1996* • 21, 22
4. *Microsoft Encarta Library Reference, 2008* • 13
5. *The World Book Encyclopedia, 2007* • 16
6. *The World Book Encyclopedia, 2007* • 13
7. *www.omepage.mac.com* • 20

Chapter 2

1. *cybertravel.cbn.net.id* • 27
2. *HL Magazines, 2000* • 30
3. *www.igogreece.com* • 31
4. *Microsoft Encarta Library Reference, 2008* • 44
5. *Publisher's Documentation* • 45
6. *www.ce.eng.usf.edu* • 42
7. *www.cemail2.ce.ntu.edu.tw* • 42
8. *www.eryptick.net* • 42
9. *www.cas.sc.edu* • 42
10. *www.qsl.net* • 43
11. *www.70tamu-commerce.edu* • 43
12. *www.bensguide.gpo.gov* • 43
13. *www.wikipedia.com* • 36, 39

Chapter 3

1. *Publisher's Documentation* • 47, 53
2. *151.photobucket.com* • 60
3. *indra 1082.files.wordpress.com* • 50, 60
4. *nilna.files.wordpress.com* • 59, 60
5. *i13.photobucket.com* • 60

Chapter 4

1. *pravstalk.com* • 75
2. *CD Image* • 89
3. *maspaulus.files.wordpress.com* • 91
5. *Story a day, 1983* • 79
6. *50 Bedtime Stories, 2002* • 87, 88, 97
7. *www.iselo.com* • 90
8. *mysparkling.files.wordpress.com* • 100
9. *ayiedyary.files.wordpress.com* • 101

Chapter 5

1. *Stockbyte* • 103
2. *www.sil.si.edu* • 114, 115
3. *www.2067/delux/firstaid.com* • 123

Chapter 6

1. *CD Image*: 132
2. *www.free-wallpaper.com* • 144
3. *www.statusq.org.spring* • 125
4. *Hotline*, 1999 • 127, 143
5. *366 and More Fairy Tales*, 1990 • 134
6. *World Class*, 1996 • 137, 138

Exercise of Chapters 4-6

1. *366 and More Fairy Tales*, 1990 • 151

Final Evaluation

1. *Junior Comprehension 2*, 2000 • 154, 155, 156

Glossary

ability /ə'biləti/	:	kecakapan, kemampuan
able /əbl/	:	dapat, mampu
accident /'æksɪdənt/	:	kecelakaan
according /ə'kɔ:diŋ/	:	menurut
ache /eɪk/	:	terasa sakit
advertisement /əd'vɜ:tɪsmənt/	:	iklan
against /ə'geɪnst/	:	terhadap, melawan
age /eɪdʒ/	:	umur, usia
agree /ə'gri:/	:	setuju
allow /ə'laʊ/	:	mengizinkan
alone /ə'ləʊn/	:	sendiri
annually /ænjʊəli/	:	tiap tahun
anthrax /'ænərəks/	:	penyakit ternak sapi
arrange /ə'reɪndʒ/	:	menyusun
arrangement (n) /ə'reɪndʒmənt/	:	susunan
arrive /ə'raɪv/	:	tiba
arrow /'ærəʊ/	:	anak panah
art /ɑ:t/	:	seni
attention /ə'tenʃən/	:	perhatian
banana /bə'nɑ:nə/	:	pisang
basement /'beɪsmənt/	:	ruangan di bawah tanah (dari sebuah gedung)
basic /'beɪsɪk/	:	dasar, utama
battle /'bætl/	:	pertempuran
beach /bi:tʃ/	:	pantai
beak /bi:k/	:	paruh
bee /bi:/	:	lebah
be attached /bɪə'tætʃ/	:	dicantelkan, diikatkan
be born /bɪbɔ:n/	:	lahir
between /bɪ'twi:n/	:	di antara
bite /baɪt/	:	menggigit
blood /blʌd/	:	darah
blood pressure /blʌd'presə/	:	tekanan darah

boat /bəʊt/	:	kapal
bone /bəʊn/	:	tulang
bookstore /bʊkstɔːr/	:	toko buku
boundary line /'baʊndrɪ laɪn/	:	garis batas
bow /bəʊ/	:	busur panah
breakfast /breɪkfəst/	:	makan pagi, sarapan
break /breɪk/	:	pecah
breathe /briːð/	:	bernapas
breed /briːd/	:	beternak
bridge /brɪdʒ/	:	jembatan
brilliant /brɪljənt/	:	cemerlang, pandai
broad /brɔːd/	:	lebar
bronze /brɒnz/	:	perunggu
build /bɪld/	:	mendirikan
busy /bɪzi/	:	sibuk
cabbage /'kæbɪdʒ/	:	kubis, kol
cage /keɪdʒ/	:	sangkar
card /kɑːd/	:	kartu
cargo /kɑːgəʊ/	:	muatan
carpenter /'kɑːpentə/	:	tukang kayu
carrot /'kærət/	:	wortel
cash /kæʃ/	:	tunai
catch /kætʃ/	:	menangkap
cattle /'kætl/	:	ternak
cauliflower /'kɒlɪflaʊə/	:	bunga kol
cause /kɔːz/	:	menyebabkan
celebrate /'selɪbreɪt/	:	merayakan
central /'sentrəl/	:	pusat, tengah
chance /tʃɑːns/	:	kesempatan
change /tʃeɪndʒ/	:	mengubah
chess /tʃes/	:	catur
chest /tʃest/	:	dada
Christmas /'krɪsməs/	:	natal
circumference /sə'kʌmfərəns/	:	keliling
civilized /'sɪvəlaɪzd/	:	beradab
clap /klæp/	:	bertepuk

claw /klɔː/	:	<i>cakar</i>
cloud /klaʊd/	:	<i>awan</i>
coastal /kəʊstəl/	:	<i>daerah pantai</i>
come /kʌm/	:	<i>datang</i>
comfort /kʌmfət/	:	<i>kesenangan</i>
company /'kʌmpəni/	:	<i>perusahaan</i>
competition /kəmpeɪ'tɪʃən/	:	<i>pertandingan, persaingan</i>
concentrate /kɒnsəntreɪt/	:	<i>konsentrasi, memusatkan perhatian</i>
contagious /kən'teɪdʒəs/	:	<i>menular</i>
continent /'kɒntɪnənt/	:	<i>benua</i>
conversation /'kɒnvə'seɪʃn/	:	<i>percakapan</i>
court /kɔːt/	:	<i>lapangan</i>
crossbar /'krɒsbɑː/	:	<i>palang</i>
crossroad /'krɒsrəʊd/	:	<i>persimpangan</i>
cruel /'kruːəl/	:	<i>kejam, bengis</i>
cub /kʌb/	:	<i>anak harimau/singa</i>
curtain /'kɜːtɪn/	:	<i>tirai, gorden</i>
damage /dæmɪdʒ/	:	<i>merusakkan</i>
dangerous /'deɪndʒərəs/	:	<i>berbahaya</i>
dead /ded/	:	<i>mati</i>
death /deθ/	:	<i>kematian</i>
delay /dɪ'leɪ/	:	<i>menunda</i>
deliver /dɪ'lvɪvə/	:	<i>menyampaikan, mengantarkan</i>
depend /dɪ'pend/	:	<i>bergantung</i>
description /dɪ'skrɪpʃn/	:	<i>gambaran</i>
develop /dɪ'vələp/	:	<i>mengembangkan</i>
dictionary /'dɪkʃənəri/	:	<i>kamus</i>
difference /'dɪfrəns/	:	<i>perbedaan</i>
different /'dɪfrənt/	:	<i>berbeda</i>
diligent /'dɪlɪdʒənt/	:	<i>rajin</i>
dinner /'dɪnə/	:	<i>makan malam</i>
discover /dɪ'skʌvə/	:	<i>menemukan</i>
discovery /dɪ'skʌvəri/	:	<i>penemuan</i>

dish /dɪʃ/	:	hidangan
dishes /dɪʃɪz/	:	piring, gelas, dsb.
disagree /ˈdɪsəɡreɪ/	:	tidak setuju
draw /drɔː/	:	1. menarik 2. menggambar
during /ˈdjʊərɪŋ/	:	selama
elbow /ˈelbəʊ/	:	siku
elegant /ˈelɪɡənt/	:	elok, bagus sekali, perlente
elephant /ˈelɪfənt/	:	gajah
energetic /ˈenəˈdʒetɪk/	:	giat, penuh semangat
engineer /ˈendʒɪˈnɪə/	:	insinyur
equipment		
/ɪˈkwɪpmənt/	:	perlengkapan
exactly /ɪɡˈzæktli/	:	dengan tepat
exclamation		
/ˈekskləˈmeɪʃən/	:	seruan
exercise (v) /ˈeksəsaɪz/	:	berlatih (olahraga)
exercise (n) /ˈeksəsaɪz/	:	latihan
expensive /ɪkˈspensɪv/	:	mahal
express /ɪkˈspres/	:	menyatakan, mengucapkan
expression		
/ɪkˈspresjən/	:	ungkapan, pernyataan, ucapan
fall /fɔːl/	:	jatuh
fame /feɪm/	:	kemashuran
familiar /fəˈmɪliə/	:	kenal
fascinating		
/ˈfæsɪneɪtɪŋ/	:	mempesona
fast /fɑːst/	:	cepat
feather /ˈfeðə/	:	bulu (burung, ayam)
female /ˈfiːmeɪl/	:	wanita, perempuan
fill /fɪl/	:	mengisi
fist /fɪst/	:	kepala tangan
fit /fɪt/	:	cocok, pas
flat /flæt/	:	datar
flat /flæt/	:	rumah petak bertingkat
flight /flaɪt/	:	penerbangan
fly /flaɪ/	:	terbang
following /ˈfɒləʊɪŋ/	:	berikut
football /ˈfʊtbɔːl/	:	1. sepak bola (Inggris) 2. soccer (America)

Index

Index of Expressions

- Admitting and denying a fact 2, 9, 12
- Asking for help 3, 11, 12, 86
- Giving and rejecting for help 3, 11, 12
- Asking, giving, and rejecting items 28, 29, 34, 35
- Asking and giving opinion 28, 29, 34, 35, 36, 76, 77, 81, 82, 83, 84
- Agreeing and disagreeing 28, 29, 34, 35, 36
- Inviting 48, 49, 53, 54, 55, 56
- Accepting and declining an invitation 48, 49, 53, 54, 55, 56
- Congratulating 48, 49, 53, 54, 55
- Complimenting 48, 49, 53, 54, 55
- Declining opinions 76, 77, 83
- Offering help 85, 86
- Asking, offering, giving, and rejecting an item or something 76, 78, 79, 86
- Offering an item 78
- Asking and giving agreement 84
- Responding to a statement 84
- Starting, extending, and ending a conversation on the phone 106, 111, 112
- Giving attention to the speaker 104, 109, 110
- Asking, giving, and denying information 126, 127, 129, 130, 131
- Starting, extending, and ending a conversation 126, 130, 132, 133

Index of Grammar

- Articles 38
- Comparative degree 25
- Expressions of quantity 145
- Modal: *should* 112
- Past Continuous 139
- Simple Past Tense 95
- Simple Present Tense 14
- Wh- question 58

Index of Texts

- Descriptive text 4, 5, 13, 15, 16, 20, 21, 30, 31, 37, 39, 40, 43, 44, 71, 72, 150, 153
- Narrative text 79, 80, 88, 92, 93, 97, 98, 99, 127, 128, 134,135, 136, 140, 141, 142, 143, 151, 157
- Recount text 50, 56, 60, 62, 66, 106, 110, 115, 116, 117, 149, 150, 154, 155, 156, 157, 158, 159

Index of Authors

- Mckie, Anne 87, 88, 97, 98
- Wardiman, Artono 16, 20, 21, 31, 39, 115, 116

Listening Script

Chapter 1

My Favourite Animals and Plants

Practice 2

Father : Rian, don't ¹forget to water the plants. They will be dead if you do not ²water them ³twice a day.

Rian : Okay, Dad. I won't forget.

The next day Rian forgets to water the plants. Then two days later ...

Father : Rian, the plants are ⁴dead. I've told you to water them. Did you water them yesterday?

Rian : Ummm.... Yes, I did.

Father : But, why are the plants dead now? Don't ⁵lie to me.

Rian : I don't lie, Dad.

Father : Lying is a bad habit, isn't it? Now ⁶tell me. Did you water the plants yesterday?

Rian : Actually.... I forgot, Dad.

Father : So you didn't water the plants.

Rian : No, I didn't. I'm ⁷sorry I ⁸promise I won't forget next time.

Father : Promise me you won't lie next time.

Rian : I promise.

Practice 10

There are ¹jasmynes growing in my garden. I like them very much. The flowers are ²small but there are lots of them. The ³colour is ⁴white just like ⁵cotton. My favourite thing about flowers is the smell. Jasmine ⁶smells very good.

Practice 17

1. Big and round
2. Cheap
3. The colour is light green
4. Expensive

Chapter 2

It's Time for Holiday

Practice 2

At a department store in Bali, a married couple from Canada. Michael and Jennifer are going to buy some clothes.

Michael : This store has various items. There are many clothes and souvenirs here.

Jennifer : Yes, you're right.

Michael : ¹What do you think about this shirt?

Jennifer : Mmmh... ²But I don't think red is the right colour for you. I think ³blue will be better.

Michael : Do you really think so? I think red is nice.

Jennifer : Actually, I think red is too bright for you.

Michael : Emm... I guess you're right.

Michael : But there is no blue shirt here. Let's ask the ⁴shopkeeper.

Then they go to the shopkeeper.

Michael : Excuse us.

Shopkeeper : Yes. Can I help you?

Michael : ⁵May I have a blue shirt with the design like this red one, please?

Shopkeeper : Yes, of course. I think we still have it in the storehouse. Please wait a minute.

Michael : Yes, thank you.

After a while, the shopkeeper is back.

Shopkeeper : Here you ask, Sir.

Michael : Thank you.

Shopkeeper : Would you also like a hat, sir? There are several ⁶colours, including blue.

Michael : I don't like wearing a hat. But we're very interested in buying some ⁷souvenirs you have.

Jennifer : Yes, the souvenirs are very pretty. By the way, we'll pay the shirt later along with the souvenirs, if you don't mind?

Shopkeeper : Not at all. Please.

Practice 6 and 7

The Small Hotel

Henri and Karna are going to ¹spend their ²holiday in Semarang. They are going to spend one night in Semarang. For ³accommodation, they usually choose a hotel in Jalan Majapahit. It is a small hotel but it is clean and tidy.

The hotel is ⁴located near the bus station and angkot vehicles pass the main road in front of the hotel. Henri and Karna can go to the bus station by angkot. This hotel provides ⁵lodging and ⁶breakfast. Every time they come to the hotel, a kind ⁷receptionist helps them choose a ⁸comfortable room with two ⁹beds. There is an indoor ¹⁰bathroom in the room. Then the bellboy carries their luggage.

The ¹¹cost of a room in this hotel is not too ¹²expensive. This covers the cost of ¹³the room and the breakfast. The bellboy and the workers of the hotel are kind and ¹⁴friendly.

Practice 10

1. A : Where are you going to spend your holiday?
B : In the countryside.
2. A : Does your bedroom look tidy?
B : Yes, it is always neat and in order.
3. A : What does *lodging* mean?
B : It means temporary accommodation.
4. A : What do you think about the *bellboys*?
B : They are very nice and friendly.
5. A : Do you think the hotel is expensive?
B : No, I don't think so.

Chapter 3

Growing Up

Practice 2

At break time, Erwin is reading a book in class, then suddenly Dewi comes and greets him.

Dewi : Hi, Erwin. ¹What are you doing?

Erwin : Well, I'm reading English book. We're having a test tomorrow, remember?

Dewi : Wow. ²You are very diligent.

Erwin : Not at all. I just don't have something else to do.

Dewi : By the way, I'm going to have a birthday party at my house this Sunday. I'm thirteen now.

Erwin : Happy birthday, Dewi. ³Congratulations, you're a teenager now.

Dewi : Thank you. I'd very much like you to come.

Erwin : I'm terribly sorry, ⁴I don't think I can. I have to go to my grandmother's house this Sunday. She is ill.

Dewi : I'm sorry to hear that. I hope she'll get well soon.

Erwin : Thanks.

When they are talking, Mira comes.

- Mira : Hi, what are you two talking about?
Erwin : Dewi is going to have a birthday party at her house this Sunday.
Mira : Really? Happy birthday, Dewi.
Dewi : Thank you, Mira. ⁵Would you like to come?
Mira : ⁶I'd love to.
Dewi : Great.

Practice 6

Only a short time after I ¹celebrated my 13th birthday, everything was changing for me. One day I ²learned that my voice was becoming deeper and sounding rough. The next few days, I was ³surprised to see hair growing on my face. Then I found out that my height was increasing ⁴rapidly. I grew 10 centimetres in just two months. These changes ⁵made me feel awkward and clumsy. The most annoying thing was that I ⁶noticed acne starting to appear on my face. I was ⁷wondering, what happened to me.

Practice 8

1. When did the writer find that everything was changing?
2. What happened with his voice?
3. When did he see some hair growing on his face?
4. Did all changes make the writer comfortable?
5. What was the most annoying thing that happened with the writer?

Practice 9

EXPERT Computer School
We offer special courses with special discounts.
Courses offered include:

- a. Microsoft Office
- b. ¹Adobe Photosop
- c. Corel Draw
- d. ²Macromedia Flash
- e. Page Maker

These courses are held once a week for two months. Each course costs Rp150,000. The first 50 ³registrants will receive a 10% discount.

MELODY Music School

⁴Exciting Course for those who want to learn how to play ⁵musical instrument. Those the first 25 registrants will get a 20% ⁶discount. Courses are held once a week for three months.

Fees charged: Rp300,000 per course. Types of musical instrument courses:

- a. Guitar
- b. Piano
- c. ⁷Organ
- d. Drum
- e. ⁸Violin

Chapter 4

A Friend in Need Is Friend Indeed

Practice 2

1. Eric : Morning, Susan.
Susan : Morning, how are you today, Eric?
Eric : Oh, ¹I'm fine. You?
Susan : I'm fine too.
Eric : Susan, have you finished your homework? ²What do you think?
Susan : Yeah, I've done it. It's ³very difficult though.

2. Anton : Hi, Eric.
Eric : Hi, Anton.
Anton : Have you read the latest Harry Potter? ⁴I think Harry Potter novels are very exciting. How about you?
Eric : I don't think so. I think ⁵they're boring.
3. Father : Anton, come here a minute.
Anton : Yes, Dad, what is it?
Father : What do you say if we go to the bookstore tomorrow to buy some story books?
Anton : I think it's ⁶a great idea, Dad!

Practice 6

Ida and Uni are walking home from school.

- Ida : It's very ¹hot today, isn't it?
Uni : Yeah, it is. I wish had a can of ²cold coke now.
Ida : Yeah, me too. Ups, here is my ³house. Would you like to come in?
Uni : ⁴Sure, thanks very much.
Ida : Please, ⁵sit down Uni.
Uni : Thanks Ida. Wow, It's ⁶nice and ⁷cool here.
Ida : I've turned on the ⁸air conditioner. Anyway, would you like something to drink?
Uni : Anything would be fine, as long as it is cold.

Practice 8

The Two Friends and the Bear

John and James were two friends who were crossing a ¹forest. Suddenly, they hit a huge black ²bear. Imagine how terrified they were. They tried to run but the bear ³chased them. ⁴John managed to climb up into a tree but, ⁵James fell to the ground and pretended to be dead. He knew that a bear will only attack something if it is ⁶alive.

The bear ⁷smelled him all over, while the man tried to hold his breath as best he could, hoping that the animal would not discover the pretence. Finally, the bear must have thought that the man really was ⁸dead.

Finally, the danger over. John came down from the tree and asked his friend, "Well, what did the bear ⁹whisper into your ear?" The bear ¹⁰said, "That it would be good if you fell from the tree and pretended to be dead with me!"

Chapter 5

Personal Experience

Practice 2

Saskia is seeing her doctor to talk about her conditions.

- Saskia : Good afternoon, Doctor.
Doctor : ¹Good afternoon, Saskia. Please sit down. Tell me what's your problem?
Saskia : Well, it ²started yesterday, Doctor. I had a fever and headache all day.
Doctor : Ok, let me ³examine you first.

(After a while ...)

- Saskia : So, Doctor, how is it?
Doctor : It's ⁴nothing serious. You've caught a cold. I suggest you to take a rest tomorrow and don't drink some cold ⁵beverages. You may not eat fried food also for a while.
Saskia : All right, Doctor. Whatever you say.

Practice 7

My name is Andre. I am fourteen years old. I have a little brother. His name is Andy. He is four years younger than me. Two days ago Andy had a ¹fever. My mother tried to lower the fever by giving him some ²medicine. However,

the next day, his fever had still not gone down. So she took Andy to the ³hospital. In the hospital, the doctor ⁴examined Andy. Then he said that Andy had ⁵dengue fever. My mother was very worried, my father tried to calm her down because Andy's ⁶illness wasn't very bad. "There is still hope," said the doctor to my mother. Every day, the doctor ⁷checked Andy and gave him the proper ⁸treatment and medicine. Finally a week after, Andy's fever had gone down. The doctor told us that the critical time had passed and Andy could go home as soon as possible.

Practice 10

1. What did happen when Beni got up on Monday?
2. Why did the doctor can't come to Beni's home?
3. What happened at 11 o'clock?
4. What did Mum buy at the drugstore?
5. Where did Beni get his model aeroplane?

Chapter 6

Share Your Story

Practice 2 and 3

Atha : Good morning, Jonas.

Jonas : Morning, Atha.

Atha : Ah, the ¹air is ²fresh in the morning, ³isn't it?

Jonas : Yeah, it is. But do you know that today is going to be ⁴shiny all day?

Atha : Really? How do you know that?

Jonas : I ⁵watched the ⁶forecast this morning. It is said that we are entering the start of ⁷summer.

Atha : Well, I believe it will become a ⁸hot day indeed. Well, I have to go now. See you later.

Jonas : See you later.

Practice 4

1. Do you know the way to Indonesian Embassy?
2. Are you sure?
3. Yes. Just go straight then turn to the left, the Indonesian Embassy is on your left side.
4. Can you tell me where I can buy the Oxford ESL dictionary?
5. Hey, how do you know that?
6. You can't be right.
7. Absolutely. Just go to foreign bookstore on Jalan Supratman.
8. I'd like to know more about Mr Sebastian, our new English teacher.

Practice 6

The Flowers from the Moon

High in the mountains *lived* a prince whose great wish was to journey to the moon, because he *loved* its gentle glow. His dream finally *came* true. When he *reached* the moon he discovered its light came from the moon king's beautiful daughter.

The two young people soon *fell* in love, but the worlds they *came* was just too different and soon they had to part. As a sign of her great love, the moon king's daughter *gave* the prince one of the smooth and lovely flowers that covered the moon like snow and this was how the first alpine flower was *brought* to earth.

Answer Key

Chapter 1

My Favourite Pets and Plants

Listening

Practice 2

- forget
- water
- twice
- dead
- lie
- tell
- sorry
- promise

Practice 7

- Rose.
- No, they do not.
- She asks him to get to the flower pot.

Practice 10

- jasmines
- small
- colour
- white
- cotton
- smells

Practice 13

- A cat.
- He has orange fur with white and black spots, and adorable.
- Orange fur with white and black spots.
- Milk.
- Cat food.
- He likes to chase everyone in my house.
- He usually sleeps on the sofa in the living room or sometimes under the table.

Practice 14

- False
- False
- True
- False
- False
- True
- False
- False

Practice 15

- b
- e
- c
- d
- a

Practice 16

- sleepy
- pet
- fat
- soft
- runs
- active
- regular

Practice 18

- can be locally found
- small
- cheap
- crunchy
- sweet

Speaking

Practice 1

- pale brown
- black
- tall
- strong
- long
- big
- red
- yellow
- bad

Practice 6

- It is beautiful
- What is this smell?
- No, I didn't.
- Yeah, hahaha. I'm really sorry.

Practice 7

- She asks him to take care of her cat.
- She will go to Bogor.
- She is going there to visit her uncle.
- Rafflesia flower.
- No, he does not.
- No, it does not.

Practice 11

- He has a garden.
- He is planting flowers today.
- An old mango tree.
- He plans to chop down the tree so that the flowers will get more sun.
- If he finds the children in his garden.
- They think his garden is beautiful.

Reading

Practice 4

- Various answers.
- Because it has strong and sharp beak and stream-line body
- Various answers.
- They serve as wings.
- The neck is flexible and the beak is strong.

Practice 5

- jamur
- belut
- anggrek
- ulat daun
- kodok
- elang
- kakatua
- burung hantu
- gagak
- ikan hiu

Practice 6

- caterpillar
- toad
- mushroom
- eagles
- cockatoo
- orchid
- raven
- shark
- owl
- eel

Practice 7

- soft
- fly
- grow
- grass
- beak
- eat
- wings
- birds
- feather
- black
- muscle
- nest
- claws

Chapter 2

It's Time for Holidays

Listening

Practice 6

- d
- c
- b
- c

Practice 8

- spend
- holiday
- accommodation
- located
- lodging
- breakfast
- receptionist
- comfortable
- beds
- bathroom
- cost
- expensive
- the room
- friendly

Practice 9

- False
- True
- False
- False
- False
- False
- False
- True
- True
- True

Practice 10

- holiday
- tidy
- lodging
- bellboys
- expensive

Speaking**Practice 3**

- He thinks roller coaster is the most exciting game.
- Budi's opinion is same with Dani's. He also thinks roller coaster is the most exciting game.
- Budi.
- Banana flavour.

Practice 10

- To tell the students about the trip to Puncak.
- Rp300,000
- At Jasmine Chalet

Reading**Practice 4**

- It looks like a classic castle in Europe.
- It has 100 rooms, a fancy restaurant, complete sport facilities including a swimming pool, tennis court, a gym and sauna, a coffee shop, karaoke room, etc.
- The rooms look very comfortable. It consists of a big spring bed with big pillows, a nice sofa, a wardrobe and a television system with programmes from all over the world.
- It is very beautiful although it is not very big. It has a bath-tub with hot and cold water so guests can bath in it comfortably.
- Hospitality is our trademark.

Practice 5

- False
- False
- True
- False
- False
- True
- False

Writing**Practice 1**

- Leaning Tower → Italy
- Merlion Statue → Singapore
- London Bridge → Britain
- Great Wall → China
- The Opera House → Australia
- Borobudur → Indonesia
- Sphinx → Egypt
- Arc' de Triomphe → France

Practice 2

- Sphinx
- Leaning Tower
- The Opera House
- Borobudur
- Merlion Statue
- Great Wall

Chapter 3**Growing Up****Listening****Practice 3**

- What are you doing
- You are very diligent
- Congratulations
- I don't think I can
- Would you like to come
- I'd love to

Practice 7

- False
- True
- True
- False
- False

Practice 8

- b
- b
- a
- a
- b

Practice 10

- Microsoft Office
 - Adobe Photoshop
 - Corel Draw
 - Macromedia Flash
 - Page Maker
- Guitar
 - Piano
 - Organ
 - Drum
 - Violin
- Once a week during two months.
- Once a week during three months
- Rp150,000.
- Rp300,000

Speaking**Practice 3**

- Diana
- Yes, she does.
- How about Toni? Does he accept the invitation too?
- No, he does not.
- No, he does not. Because Shinta's family are going to go to Shinta's grandparents the next morning.

Practice 7

- 11.30 p.m.
- A scary movie
- Because he was frightened by the sounds he heard.
- He cycled after the writer so that he would not be alone.

Practice 10

- The Magic Carpet
- Five practices.
- Mrs Tari.
- Various answers.

Practice 11

- an accident
- Mayang
- yesterday
- Omy
- in the accident

Reading**Practice 3**

- Magazine.
- It is a time of growing up from childhood to adulthood.
- No, it is not. It is also period of emotional growth.
- Fourteen years old.
- He felt very emotional about everything.
- He took many extra curricular activities.
- He took piano lessons on Mondays. On Tuesdays, he joined an English course. Then on Wednesdays and Thursdays, he had extra lessons on science and math. He played basketball with his friends on Fridays. On Saturdays and Sundays, he usually spent the days with his family.
- Yes, he was.

Practice 7

d-c-a-b-e

Writing

Practice 1

- | | | | | |
|------|------|------|------|-------|
| 1. g | 3. h | 5. i | 7. e | 9. j |
| 2. f | 4. a | 6. d | 8. b | 10. c |

Practice 2

- | | |
|-------------------|-----------------|
| 1. responsibility | 6. reliable |
| 2. adolescence | 7. learned |
| 3. adolescent | 8. behaviour |
| 4. divert | 9. capable |
| 5. interest | 10. concentrate |

Exercise of Chapter 1-3

- | | | | |
|-------|-------|-------|-------|
| 1. d | 11. b | 21. d | 31. d |
| 2. c | 12. b | 22. b | 32. c |
| 3. d | 13. b | 23. b | 33. d |
| 4. d | 14. a | 24. d | 34. b |
| 5. c | 15. c | 25. d | 35. d |
| 6. d | 16. c | 26. a | 36. a |
| 7. c | 17. a | 27. a | 37. c |
| 8. b | 18. c | 28. b | 38. b |
| 9. b | 19. c | 29. b | 39. a |
| 10. a | 20. b | 30. d | 40. d |

- B. 1. How many dinner-plates has the housemaid dropped?
2. What are the children clapping?
3. When did Benjamin find his book?
4. In what year did his father become a major?
5. Where did my brother see Andi?
- C. 6. Who has taken the magazine?
7. Which one is better?
8. Who wants to stay here?
9. What are you looking for?
10. Why does she like it?

Chapter 4

A Friend in Need Is a Friend Indeed

Listening

Practice 9

- | | |
|----------|----------|
| 1. True | 4. False |
| 2. False | 5. True |
| 3. True | 6. False |

Speaking

Practice 1

- | | | | | |
|------|------|------|------|------|
| 1. e | 2. b | 3. c | 4. a | 5. d |
|------|------|------|------|------|

Practice 14

- | | |
|---------------|-------------|
| 1. terbaik | 7. kalah |
| 2. perlombaan | 8. menyesal |
| 3. selalu | |
| 4. menang | |
| 5. pantai | |
| 6. menolak | |

Reading

Practice 2

- | | |
|------|-------|
| 1. a | 6. e |
| 2. b | 7. f |
| 3. j | 8. g |
| 4. c | 9. h |
| 5. d | 10. i |

Practice 7

1. He was a kind young prince.
2. Peter Piper, the servant of the palace and Franklin Greedy the son of Aristocrat.
3. They were attacked by a group of bandits.
4. Because he was very terrified.
5. He urged and supported the prince not to give up.
6. Because he tried to cheat.
7. Yes, he did. By hiding behind the house.
8. The answers may vary.

Practice 8

- | | |
|----------|----------|
| 1. False | 6. True |
| 2. True | 7. True |
| 3. True | 8. True |
| 4. False | 9. False |
| 5. False | 10. True |

Practice 9

- | | | |
|-------------|------------|-------------|
| 1. robbed | 4. walked | 7. screamed |
| 2. happened | 5. jumped | 8. dropped |
| 3. finished | 6. grabbed | 9. escaped |

Practice 10

- | | | | | |
|------|------|------|------|-------|
| 1. e | 3. a | 5. c | 7. j | 9. g |
| 2. d | 4. b | 6. h | 8. f | 10. i |

Practice 11

- | | |
|--------------|---------------|
| 1. lied | 6. preferred |
| 2. described | 7. liked |
| 3. cried | 8. controlled |
| 4. tried | 9. managed |
| 5. stopped | 10. looked |

Practice 12

1. stayed
2. sang
3. had
4. won
5. bought
6. became

Writing

Practice 3

1. Little Mantu lived in a village deep in the jungle where elephants helped the men with their work.
2. Opie.
3. He whispered that someday Opie would become the biggest, strongest and bravest elephant in the jungle.
4. Mantu's words about snakes.

Practice 5

c-e-a-d-b

Chapter 5

Personal Experience

Listening

Practice 8

1. He is fourteen years old.
2. Andy.
3. He is ten years old.
4. Two days ago.
5. She tried to lower the fever by giving him some medicine.

6. He said Andy had dengue fever.
7. Every day, he checked Andy and gave him the proper treatment and medicine.
8. Various answers.

Practice 10

1. a
2. b
3. a
4. c
5. b

Speaking

Practice 2

1. She has got a headache, and her body feels cold.
2. He checks Diane's temperature. He also recommend her to see a doctor.
3. He buys her some medicine.

Practice 4

1. Yesterday.
2. He went there to do a homework.
3. Dodi.
4. Beni.
5. Because his stomach did not feel good.

Reading

Practice 2

1. When the writer was in junior high school?
2. No, she was not.
3. He hated all the subjects that he took during school, especially science.
4. The inventors of Medicine.
5. Edward Jenner, a doctor who found the cure for smallpox; Louis Pasteur, the person who discovered the treatments for rabies and anthrax; Robert Koch, who proved that tuberculosis can be spread to others by contact; and Alexander Flemming, a British bacteriologist who found the first antibiotic and penicillin.
6. He realised that science is useful for human kind.

Practice 3

1. True
2. True
3. True
4. False
5. False

Practice 6

1. cough
2. headache
3. diabetes
4. smallpox
5. measles
6. malaria
7. fever
8. cancer

Writing

Practice 4

1. Andrew.
2. Yes, he was.
3. He had a flu.
4. No, he is not.
5. Andrew's mother.

Chapters 6

Share Your Story

Listening

Practice 2

1. air
2. fresh
3. doesn't
4. shiny
5. watched
6. forecast
7. summer
8. hot

Practice 4

Asking Information

1. Do you know the way to Indonesian Embassy?
4. Can you tell me where I can buy the Oxford ESL dictionary?
8. I'd like to know more about Mr Sebastian, our new English teacher.

Giving Information

3. Yes. Just go straight then turn to the left, the Indonesian Embassy is on your left side.
7. Absolutely. Just go to foreign bookstore on Jalan Supratman.7.

Denying Information

2. Are you sure?
5. Hey, how do you know that?
6. You can't be right.

Practice 6

- | | |
|---------|---------|
| lived | fell |
| loved | came |
| came | gave |
| reached | brought |

Speaking

Practice 1

1. b
2. a
3. c

Reading

Practice 4

1. f
2. a
3. c
4. b
5. d
6. e

Practice 10

1. Power Sunblock Lotion
2. expire date
3. easy
4. 200 ml
5. spf 20

Writing

Practice 8

1. some
2. any
3. some
4. any
5. any; some

Practice 9

- | | |
|-----------|-----------|
| 1. some | 6. some |
| 2. some | 7. enough |
| 3. no | 8. none |
| 4. enough | 9. enough |
| 5. no | 10. some |

Exercise of Chapters 4-6

- | | | | |
|-------|-------|-------|-------|
| 1. b | 11. d | 21. c | 31. c |
| 2. c | 12. b | 22. a | 32. a |
| 3. d | 13. a | 23. b | 33. d |
| 4. c | 14. b | 24. c | 34. b |
| 5. a | 15. c | 25. d | 35. b |
| 6. a | 16. a | 26. b | 36. b |
| 7. b | 17. c | 27. c | 37. c |
| 8. a | 18. c | 28. c | 38. a |
| 9. d | 19. d | 29. a | 39. b |
| 10. b | 20. d | 30. d | 40. a |
-
- | | |
|-------------|--------------|
| 41. journey | 46. beaches |
| 42. peak | 47. mountain |
| 43. scenery | 48. inn |
| 44. giraffe | 49. fond |
| 45. Foreign | 50. evening |

Final Evaluation

- | | | | |
|-------|-------|-------|-------|
| 1. a | 16. c | 31. b | 46. b |
| 2. b | 17. a | 32. b | 47. b |
| 3. c | 18. a | 33. c | 48. a |
| 4. b | 19. c | 34. b | 49. d |
| 5. a | 20. a | 35. b | 50. a |
| 6. c | 21. b | 36. a | 51. b |
| 7. a | 22. d | 37. c | 52. c |
| 8. c | 23. b | 38. c | 53. b |
| 9. b | 24. c | 39. c | 54. a |
| 10. a | 25. b | 40. d | 55. c |
| 11. b | 26. b | 41. a | 56. a |
| 12. c | 27. a | 42. b | 57. b |
| 13. b | 28. c | 43. c | 58. c |
| 14. a | 29. a | 44. a | 59. a |
| 15. a | 30. c | 45. d | 60. a |
-
61. Asking for information.
 62. Asking for help.
 63. Giving opinion.
 64. Giving attention.
 65. Making a telephone call.
 66. moved
 67. should
 68. drove
 69. sleep
 70. a lot of

ISBN 979-462-971-5

Buku ini telah dinilai oleh Badan Standar Nasional Pendidikan (BSNP) dan telah dinyatakan layak sebagai buku teks pelajaran berdasarkan Peraturan Menteri Pendidikan Nasional Nomor 34 Tahun 2008 Tanggal 10 Juli 2008 tentang Penetapan Buku Teks Pelajaran yang Memenuhi Syarat Kelayakan untuk Digunakan dalam Proses Pembelajaran.

HET (Harga Eceran Tertinggi) Rp11.109,-